

1 2 3 4 5 6 7 8

A

PART-WINDING

WYE-DELTA

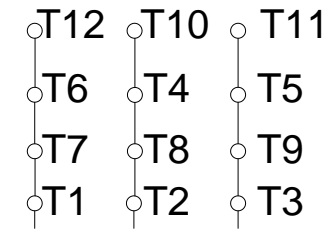
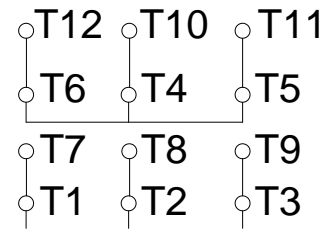
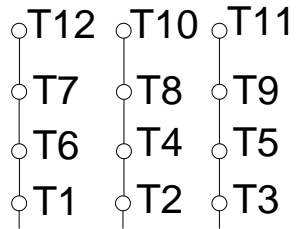
START

RUN

START

RUN

B



C

L1 L2 L3

L1 L2 L3

L1 L2 L3

L1 L2 L3

D

E

F

Notes: Downloaded from http://dealerselectric.com Generated for Model #12536EP3G444HP		
Performed by:		
Checked:		
Customer:		
P-Base Motors : High Efficiency		
Three-phase induction motor Frame 444HP - IP55	28-SEP-2016	