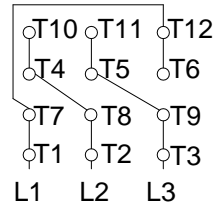


1 2 3 4 5 6 7 8

A

LOW VOLTAGE

HIGH VOLTAGE

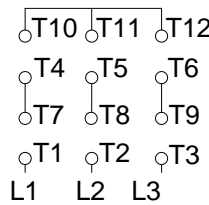
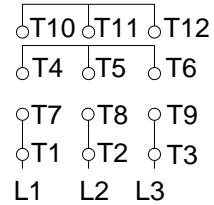


B

CONNECTIONS FOR STARTING ONLY:

LOW VOLTAGE

HIGH VOLTAGE



C

D

E

F

Notes: Downloaded from <http://dealerselectric.com>
Generated for Model #10018ET3E405TC-W22

Performed by:

Checked:

Customer:

W22 NEMA Premium - Ball Bearings

Three-phase induction motor
Frame 404/5T - IP55

27-SEP-2016

