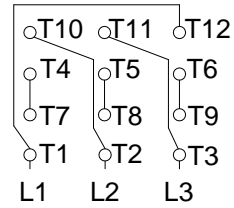
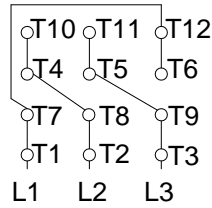


1 2 3 4 5 6 7 8

A
B
C
D
E
F

LOW VOLTAGE

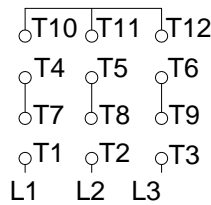
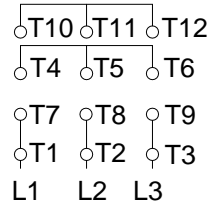
HIGH VOLTAGE



CONNECTIONS FOR STARTING ONLY:

LOW VOLTAGE

HIGH VOLTAGE



Notes: Downloaded from <http://dealerselectric.com>
Generated for Model #10012ET3ECT444T-W22

Performed by:

Checked:

Customer:

W22 Cooling Tower Motors: NEMA Premium - TEFC

Three-phase induction motor
Frame 444/5T - IP55

27-SEP-2016

