

1 2 3 4 5 6 7 8

A

### PART-WINDING

### WYE-DELTA

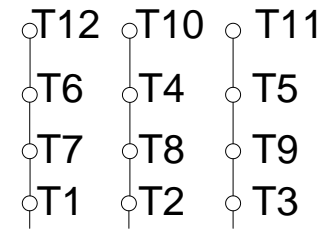
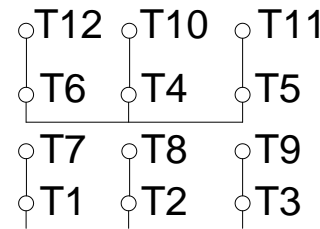
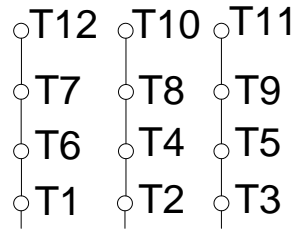
#### START

#### RUN

#### START

#### RUN

B



C

L1 L2 L3

L1 L2 L3

L1 L2 L3

L1 L2 L3

D

E

F

Notes: Downloaded from <http://dealerselectric.com>  
 Generated for Model #06018OP3G364JP

Performed by:

Checked:

Customer:

Close Coupled Pump : Three-Phase - "JP" Type - ODP - High Efficiency

Three-phase induction motor  
 Frame 364JP - IP23

27-SEP-2016

