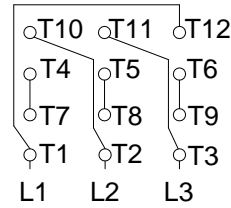
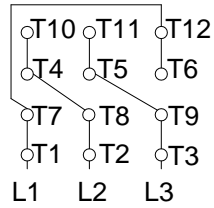


1 2 3 4 5 6 7 8

A
B
C
D
E
F

LOW VOLTAGE

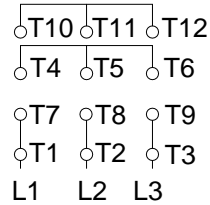
HIGH VOLTAGE



CONNECTIONS FOR STARTING ONLY:

LOW VOLTAGE

HIGH VOLTAGE



Notes: Downloaded from <http://dealerselectric.com>
Generated for Model #06009EP3E405T-W22

Performed by:

Checked:

Customer:

W22 High Efficiency

Three-phase induction motor
Frame 404/5T - IP55

27-SEP-2016

