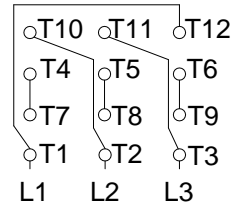
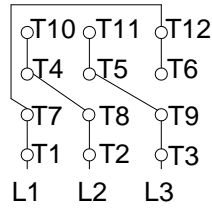


1 2 3 4 5 6 7 8

A  
B  
C  
D  
E  
F

LOW VOLTAGE

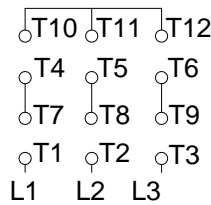
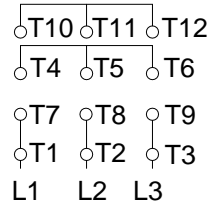
HIGH VOLTAGE



CONNECTIONS FOR STARTING ONLY:

LOW VOLTAGE

HIGH VOLTAGE



Notes: Downloaded from <http://dealerselectric.com>  
Generated for Model #01536EP3ERSR254TC

Performed by:

Checked:

Customer:

Three-Phase : Rolled Steel Motor - High Efficiency

Three-phase induction motor  
Frame W254/6T - IP55

23-SEP-2016

