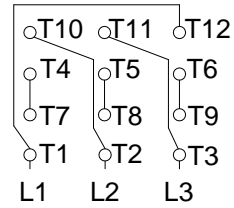
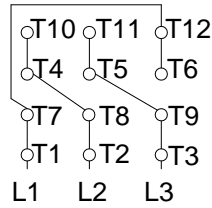


1 2 3 4 5 6 7 8

A
B
C
D
E
F

LOW VOLTAGE

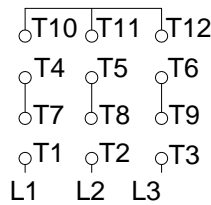
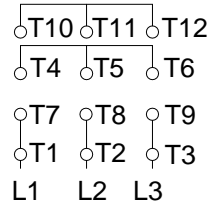
HIGH VOLTAGE



CONNECTIONS FOR STARTING ONLY:

LOW VOLTAGE

HIGH VOLTAGE



Notes: Downloaded from <http://dealerselectric.com>
Generated for Model #01009ES3EOW286T-W22

Performed by:

Checked:

Customer:

W22 Oil Well Pumping : High Slip - NEMA Design "D" - TEFC (IP55)

Three-phase induction motor
Frame 284/6T - IP55

13-SEP-2016

