

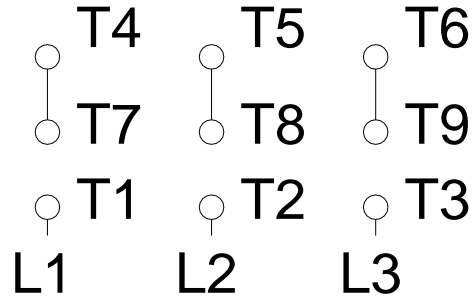
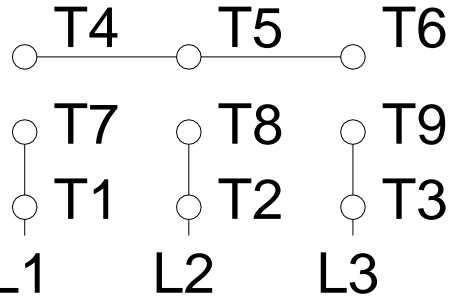
1 2 3 4 5 6 7 8

A

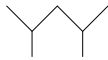
### LOW VOLTAGE

### HIGH VOLTAGE

B



C



D

E

F

Notes: Downloaded from <a href="http://dealerselectric.com">http://dealerselectric.com</a> Generated for Model #00158OP3E145JMV-S		
Performed by:		
Checked:		
Customer:		
Close Coupled Pump: Three-Phase - W01 (Rolled Steel) "JM" Type - ODP - High		
Three-phase induction motor Frame 143/5JM - IP21	12-SEP-2016	