

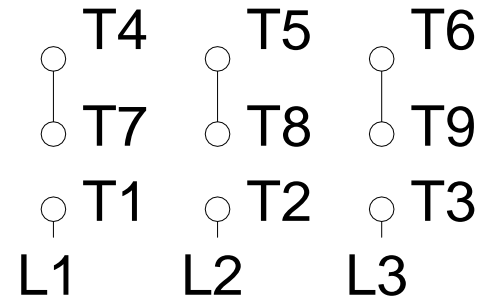
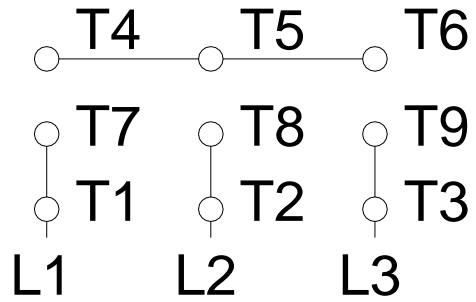
1 2 3 4 5 6 7 8

A

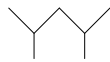
LOW VOLTAGE

HIGH VOLTAGE

B



C



D

E

F

Notes: Downloaded from <http://dealerselectric.com>
 Generated for Model #001180T3E143JMV-S

Performed by:

Checked:

Customer:

Close Coupled Pump: Three-Phase - W01 (Rolled Steel) "JM" Type - ODP -

Three-phase induction motor
 Frame 143/5JM - IP21

12-SEP-2016

