



# Dealers Industrial Equipment

No.:

Date: 29-SEP-2016

Customer :

## TECHNICAL PROPOSAL

### Three-phase induction motor - Squirrel cage rotor

Product line : W22 NEMA Premium - Ball Bearings

Catalog Number : 50012ET3G586/7-W22

List Price : \$62,962

#### Notes:

Downloaded from <http://dealerselectric.com>

Generated for Model #50012ET3G586/7-W22

Performed by:

Checked:



# Dealers Industrial Equipment

No.:

Date: 29-SEP-2016

## DATA SHEET Three-phase induction motor - Squirrel cage rotor

Customer :  
 Product line : W22 NEMA Premium - Ball Bearings

Frame : 586/7T  
 Output : 500 HP  
 Frequency : 60 Hz  
 Poles : 6  
 Full load speed : 1190 rpm  
 Slip : 0.83 %  
 Voltage : 460 V  
 Rated current : 603 A  
 Locked rotor current : 3620 A  
 Locked rotor current (I<sub>L</sub>/I<sub>n</sub>) : 6.0  
 No-load current : 250 A  
 Full load torque : 2177 lb.ft  
 Locked rotor torque : 220 %  
 Breakdown torque : 210 %  
 Design : B  
 Insulation class : F  
 Temperature rise : 80 K  
 Locked rotor time : 25 s (hot)  
 Service factor : 1.00  
 Duty cycle : S1  
 Ambient temperature : -20°C - +40°C  
 Altitude : 1000 m  
 Degree of Protection : IP55  
 Approximate weight : 4403 lb  
 Moment of inertia : 367.54 sq.ft.lb  
 Noise level : 77 dB(A)

	D.E.	N.D.E.
Bearings	6322 C3	6319 C3
Regreasing interval	11000 h	13000 h
Grease amount	60 g	45 g

Load	Power factor	Efficiency (%)
100%	0.80	96.2
75%	0.76	96.2
50%	0.66	95.8

Notes:  
 Downloaded from <http://dealerselectric.com>  
 Generated for Model #50012ET3G586/7-W22

Performed by

Checked



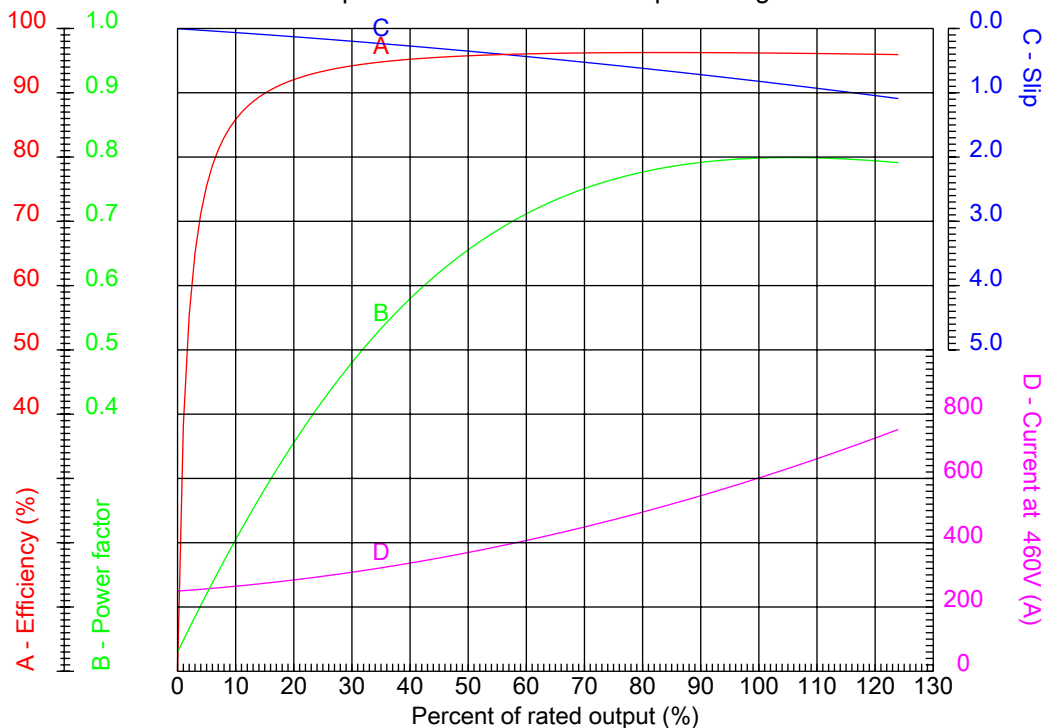
# Dealers Industrial Equipment

No.:

Date: 29-SEP-2016

## PERFORMANCE CURVES RELATED TO RATED OUTPUT

Three-phase induction motor - Squirrel cage rotor



Customer :  
 Product line : W22 NEMA Premium - Ball Bearings

Frame : 586/7T	Locked rotor current (I <sub>l</sub> /I <sub>n</sub> ) : 6.0
Output : 500 HP	Duty cycle : S1
Frequency : 60 Hz	Service factor : 1.00
Full load speed : 1190 rpm	Design : B
Voltage : 460 V	Locked rotor torque : 220 %
Rated current : 603 A	Breakdown torque : 210 %
Insulation class : F	

Notes:  
 Downloaded from <http://dealerselectric.com>  
 Generated for Model #50012ET3G586/7-W22

Performed by

Checked



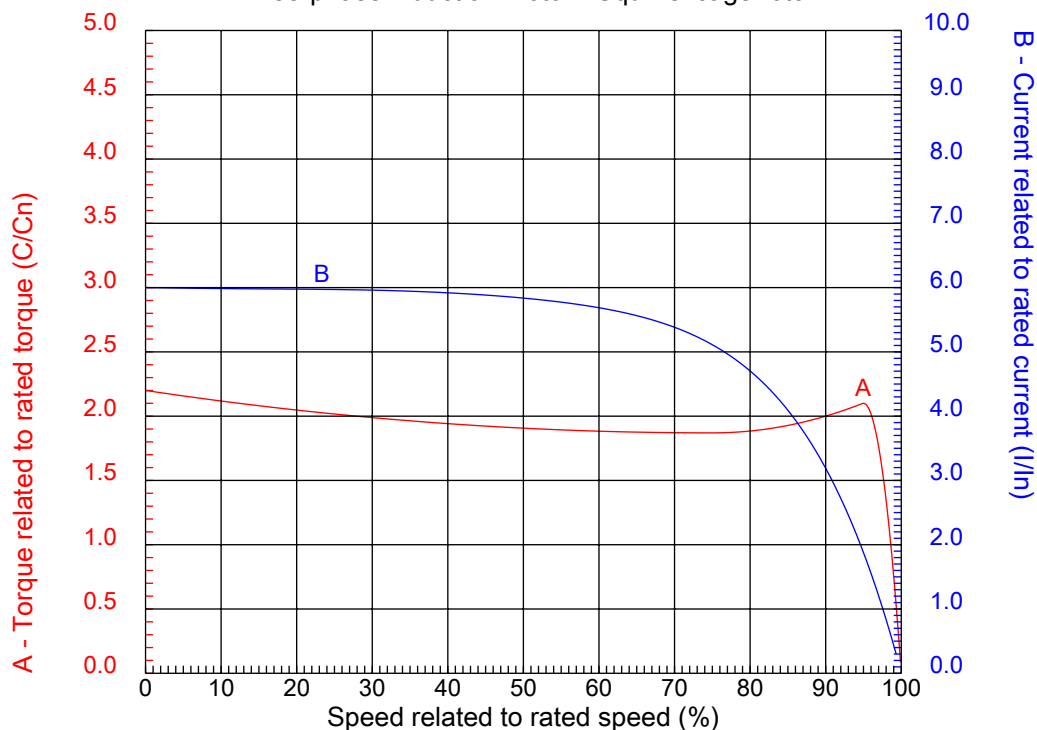
# Dealers Industrial Equipment

No.:

Date: 29-SEP-2016

## CHARACTERISTIC CURVES RELATED TO SPEED

Three-phase induction motor - Squirrel cage rotor



Customer :  
Product line : W22 NEMA Premium - Ball Bearings

Frame	: 586/7T	Locked rotor current (I <sub>l</sub> /I <sub>n</sub> )	: 6.0
Output	: 500 HP	Duty cycle	: S1
Frequency	: 60 Hz	Service factor	: 1.00
Full load speed	: 1190 rpm	Design	: B
Voltage	: 460 V	Locked rotor torque	: 220 %
Rated current	: 603 A	Breakdown torque	: 210 %
Insulation class	: F		

Notes:  
Downloaded from <http://dealerselectric.com>  
Generated for Model #50012ET3G586/7-W22

Performed by

Checked

1 2 3 4 5 6 7 8

A

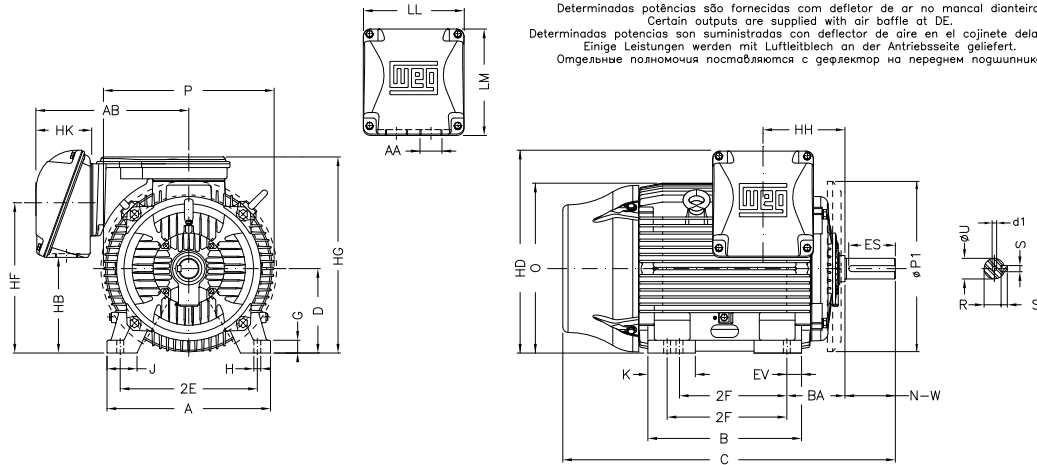
B

C

D

E

F



Notes: Downloaded from <http://dealerselectric.com>  
 Generated for Model #50012ET3G586/7-W22

2E 23.000	J 5.512	A 29.528	P 28.977	AB 23.189
2F 22.000/25.000	K 9.055	B 29.921	BA 10.000	U 3.875
N-W 11.625	ES 8.661	S 1.000	R 3.312	depth 1.000
D 14.500	G 2.492	HB 18.575	O 28.985	HD 35.740
HF 26.732	HG 35.236	HH 13.346	HK 8.661	EV 2.559
H 1.181	C 61.902	LL 15.906	LM 17.165	AA 2xNPT 3"
d1 DUNC 7/8"-9				

Performed by:	
Checked:	
Customer:	
W22 NEMA Premium - Ball Bearings	
Three-phase induction motor Frame 586/7T - IP55	29-SEP-2016



1 2 3 4 5 6 7 8

A

### PART-WINDING

### WYE-DELTA

#### START

#### RUN

#### START

#### RUN

B



C

L1 L2 L3

L1 L2 L3

L1 L2 L3

L1 L2 L3

D

E

F

Notes: Downloaded from <http://dealerselectric.com>  
 Generated for Model #50012ET3G586/7-W22

Performed by:

Checked:

Customer:

W22 NEMA Premium - Ball Bearings

Three-phase induction motor  
Frame 586/7T - IP55

29-SEP-2016

