



Dealers Industrial Equipment

No.:

Date: 29-SEP-2016

Customer :

TECHNICAL PROPOSAL

Three-phase induction motor - Squirrel cage rotor

Product line : W22 High Efficiency
Catalog Number : 35018EP3G449TC-W22
List Price : \$>(discontinued)

Notes:
Downloaded from <http://dealerselectric.com>
Generated for Model #35018EP3G449TC-W22

Performed by:

Checked:



Dealers Industrial Equipment

No.:

Date: 29-SEP-2016

DATA SHEET Three-phase induction motor - Squirrel cage rotor

Customer :
Product line : W22 High Efficiency

Frame : 447/9T
Output : 350 HP
Frequency : 60 Hz
Poles : 4
Full load speed : 1780 rpm
Slip : 1.11 %
Voltage : 460 V
Rated current : 396 A
Locked rotor current : 2530 A
Locked rotor current (I_L/I_n) : 6.4
No-load current : 128 A
Full load torque : 1019 lb.ft
Locked rotor torque : 210 %
Breakdown torque : 220 %
Design : B
Insulation class : F
Temperature rise : 80 K
Locked rotor time : 16 s (hot)
Service factor : 1.15
Duty cycle : S1
Ambient temperature : -20°C - +40°C
Altitude : 1000 m
Degree of Protection : IP55
Approximate weight : 2644 lb
Moment of inertia : 118.14 sq.ft.lb
Noise level : 75 dB(A)

	D.E.	N.D.E.
Bearings	6322 C3	6319 C3
Regreasing interval	6000 h	8000 h
Grease amount	60 g	45 g

Load	Power factor	Efficiency (%)
100%	0.86	95.8
75%	0.84	95.8
50%	0.76	95.4

Notes:
Downloaded from <http://dealerselectric.com>
Generated for Model #35018EP3G449TC-W22

Performed by

Checked



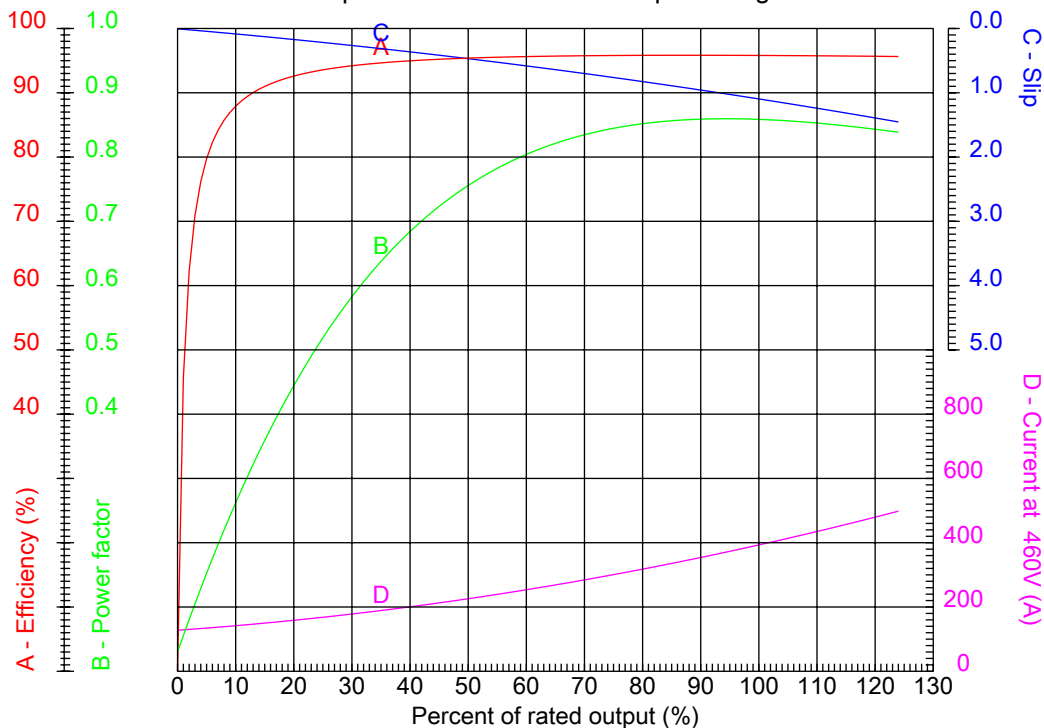
Dealers Industrial Equipment

No.:

Date: 29-SEP-2016

PERFORMANCE CURVES RELATED TO RATED OUTPUT

Three-phase induction motor - Squirrel cage rotor



Customer :
Product line : W22 High Efficiency

Frame	: 447/9T	Locked rotor current (I _l /I _n)	: 6.4
Output	: 350 HP	Duty cycle	: S1
Frequency	: 60 Hz	Service factor	: 1.15
Full load speed	: 1780 rpm	Design	: B
Voltage	: 460 V	Locked rotor torque	: 210 %
Rated current	: 396 A	Breakdown torque	: 220 %
Insulation class	: F		

Notes:
Downloaded from <http://dealerselectric.com>
Generated for Model #35018EP3G449TC-W22

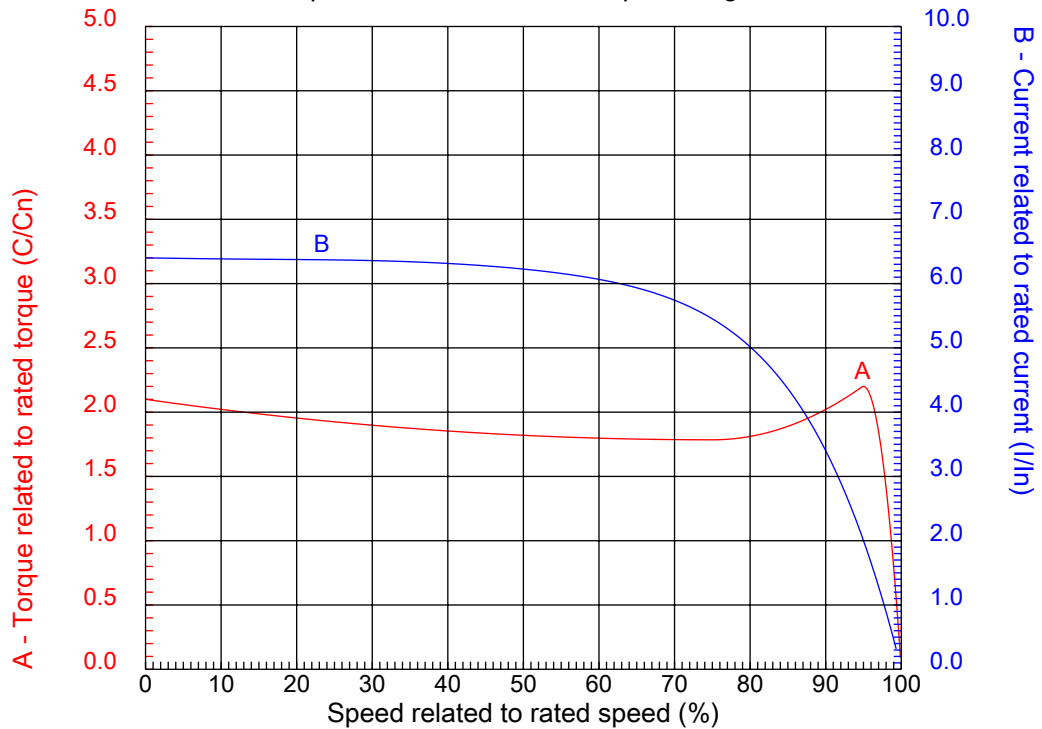
Performed by

Checked



CHARACTERISTIC CURVES RELATED TO SPEED

Three-phase induction motor - Squirrel cage rotor



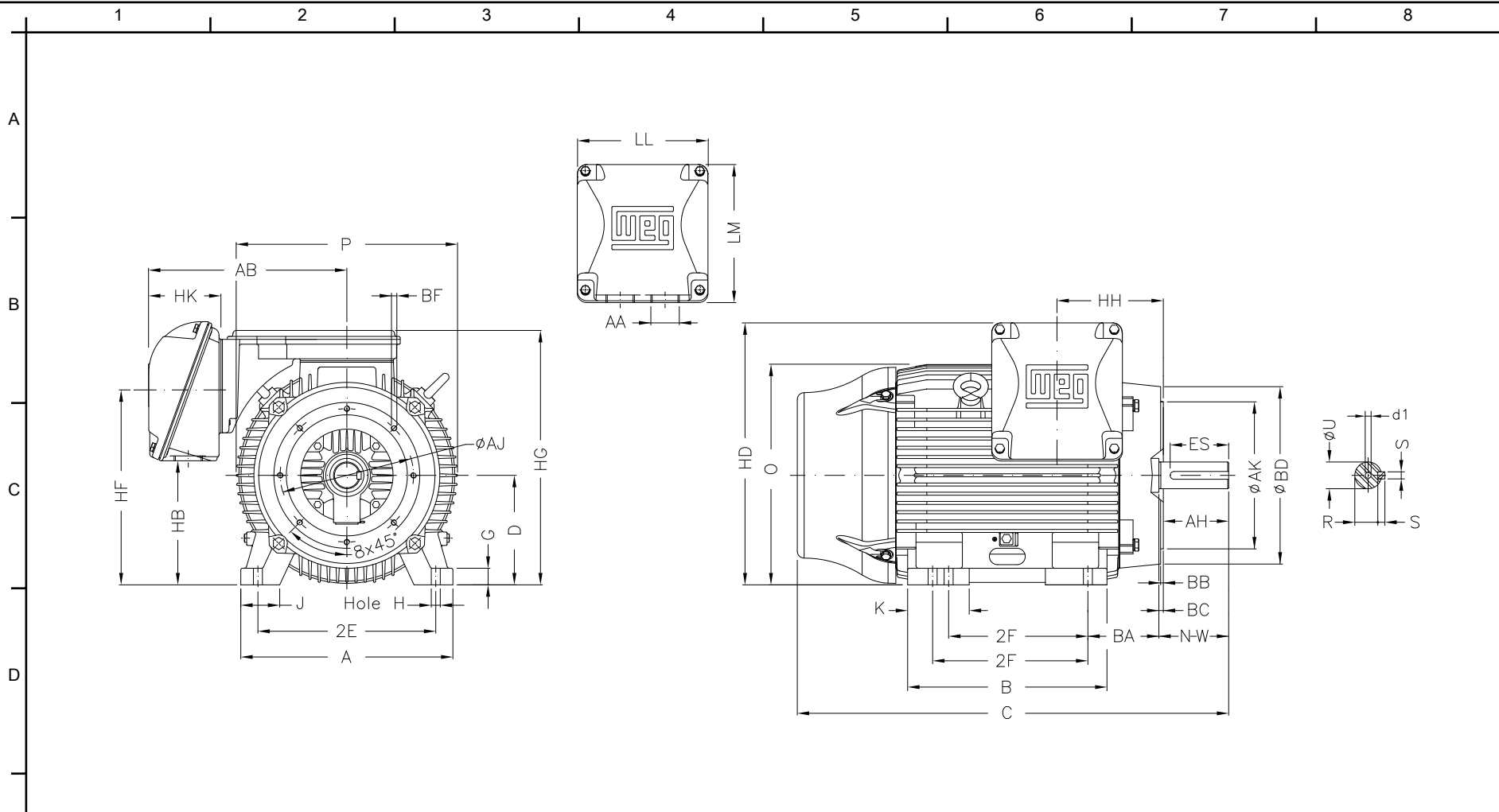
Customer :
Product line : W22 High Efficiency

Frame	: 447/9T	Locked rotor current (I _l /I _n)	: 6.4
Output	: 350 HP	Duty cycle	: S1
Frequency	: 60 Hz	Service factor	: 1.15
Full load speed	: 1780 rpm	Design	: B
Voltage	: 460 V	Locked rotor torque	: 210 %
Rated current	: 396 A	Breakdown torque	: 220 %
Insulation class	: F		

Notes:
Downloaded from <http://dealerselectric.com>
Generated for Model #35018EP3G449TC-W22

Performed by

Checked



Notes: Downloaded from <http://dealerselectric.com>
 Generated for Model #35018EP3G449TC-W22

E	2E 18.000	J 3.937	A 21.929	P 23.583	AB 20.559
	2F 20.000/25.000	K 11.772	B 31.535	BA 7.500	U 3.375
	N-W 8.500	ES 7.087	S 0.875	R 2.880	depth 0.875
	D 11.000	G 1.630	HB 12.488	O 22.795	HD 27.527
	HF 20.724	HG 26.830	HH 11.811	HK 6.929	H 0.810
F	C 56.338	LL 14.921	LM 15.039	AA 2xNPT 3"	d1 DUNC 3/4"-10
	Flange FC-355	AJ 14.000	AK 16.000	BD 17.913	BF UNC 5/8"x11
	BB 0.250	BC 0.250	AH 8.250		

Performed by:

Checked:

Customer:

W22 High Efficiency

Three-phase induction motor
 Frame 447/9T - IP55

29-SEP-2016



1 2 3 4 5 6 7 8

A

PART-WINDING

WYE-DELTA

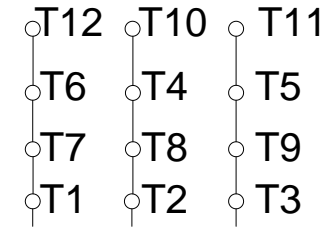
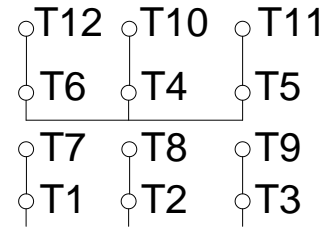
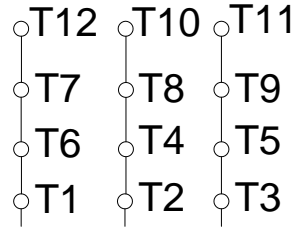
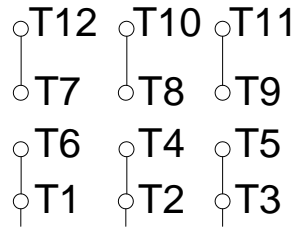
START

RUN

START

RUN

B



C

L1 L2 L3

L1 L2 L3

L1 L2 L3

L1 L2 L3

D

E

F

Notes: Downloaded from http://dealerselectric.com Generated for Model #35018EP3G449TC-W22		
Performed by:		
Checked:		
Customer:		
W22 High Efficiency		
Three-phase induction motor Frame 447/9T - IP55	29-SEP-2016	