



# Dealers Industrial Equipment

No.:

Date: 29-SEP-2016

Customer :

## TECHNICAL PROPOSAL

### Three-phase induction motor - Squirrel cage rotor

Product line : W22 NEMA Premium - Roller Bearings

Catalog Number : 30018ET3GRB449T-W22

List Price : \$31,384

#### Notes:

Downloaded from <http://dealerselectric.com>

Generated for Model #30018ET3GRB449T-W22

Performed by:

Checked:



# Dealers Industrial Equipment

No.:

Date: 29-SEP-2016

## DATA SHEET Three-phase induction motor - Squirrel cage rotor

Customer :  
Product line : W22 NEMA Premium - Roller Bearings

Frame : 447/9T  
Output : 300 HP  
Frequency : 60 Hz  
Poles : 4  
Full load speed : 1780 rpm  
Slip : 1.11 %  
Voltage : 460 V  
Rated current : 330 A  
Locked rotor current : 2150 A  
Locked rotor current (I<sub>L</sub>/I<sub>n</sub>) : 6.5  
No-load current : 105 A  
Full load torque : 873 lb.ft  
Locked rotor torque : 230 %  
Breakdown torque : 230 %  
Design : B  
Insulation class : F  
Temperature rise : 80 K  
Locked rotor time : 16 s (hot)  
Service factor : 1.15  
Duty cycle : S1  
Ambient temperature : -20°C - +40°C  
Altitude : 1000 m  
Degree of Protection : IP55  
Approximate weight : 2381 lb  
Moment of inertia : 89.555 sq.ft.lb  
Noise level : 75 dB(A)

	D.E.	N.D.E.
Bearings	NU-322 C3	6319 C3
Regreasing interval	4000 h	8000 h
Grease amount	60 g	45 g

Load	Power factor	Efficiency (%)
100%	0.87	96.2
75%	0.84	96.2
50%	0.77	95.8

Notes:  
Downloaded from <http://dealerselectric.com>  
Generated for Model #30018ET3GRB449T-W22

Performed by

Checked



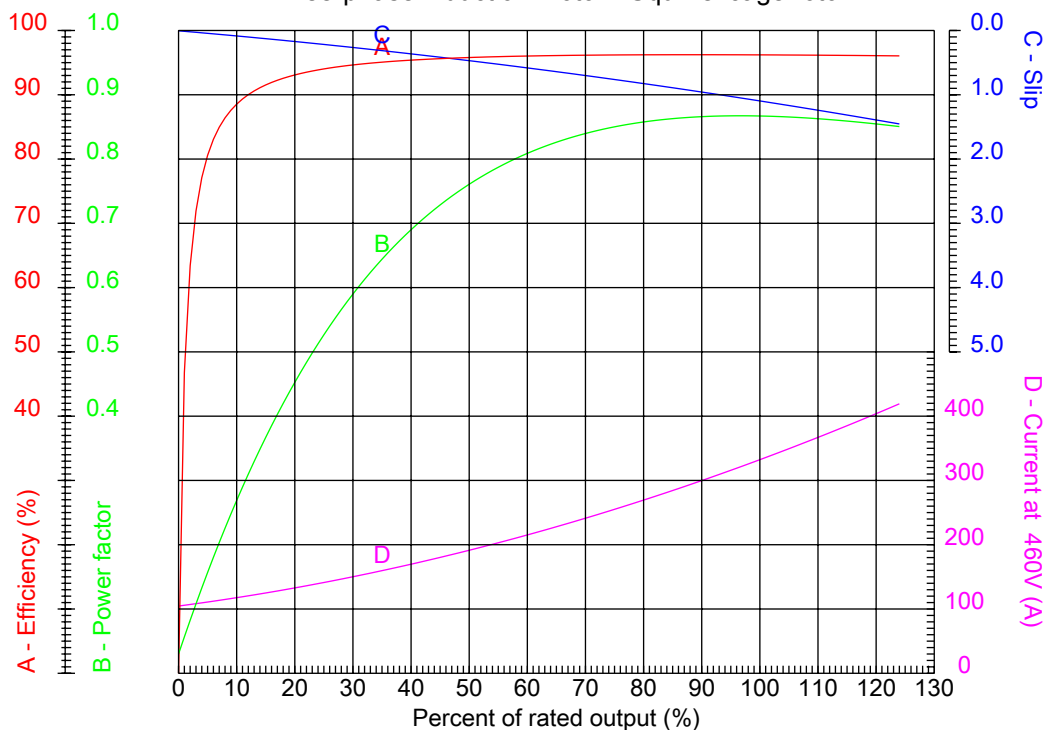
# Dealers Industrial Equipment

No.:

Date: 29-SEP-2016

## PERFORMANCE CURVES RELATED TO RATED OUTPUT

Three-phase induction motor - Squirrel cage rotor



Customer :  
Product line : W22 NEMA Premium - Roller Bearings

Frame : 447/9T	Locked rotor current (I <sub>l</sub> /I <sub>n</sub> ) : 6.5
Output : 300 HP	Duty cycle : S1
Frequency : 60 Hz	Service factor : 1.15
Full load speed : 1780 rpm	Design : B
Voltage : 460 V	Locked rotor torque : 230 %
Rated current : 330 A	Breakdown torque : 230 %
Insulation class : F	

Notes:  
Downloaded from <http://dealerselectric.com>  
Generated for Model #30018ET3GRB449T-W22

Performed by

Checked



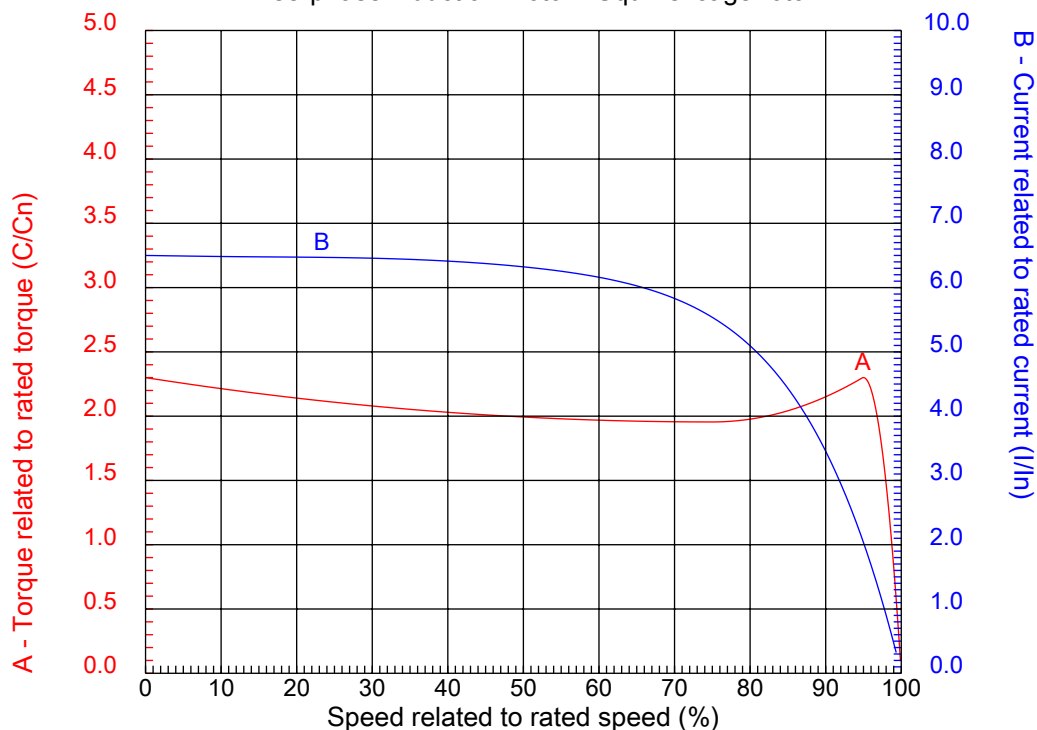
# Dealers Industrial Equipment

No.:

Date: 29-SEP-2016

## CHARACTERISTIC CURVES RELATED TO SPEED

Three-phase induction motor - Squirrel cage rotor



Customer :  
Product line : W22 NEMA Premium - Roller Bearings

Frame	: 447/9T	Locked rotor current (I <sub>l</sub> /I <sub>n</sub> )	: 6.5
Output	: 300 HP	Duty cycle	: S1
Frequency	: 60 Hz	Service factor	: 1.15
Full load speed	: 1780 rpm	Design	: B
Voltage	: 460 V	Locked rotor torque	: 230 %
Rated current	: 330 A	Breakdown torque	: 230 %
Insulation class	: F		

Notes:  
Downloaded from <http://dealerselectric.com>  
Generated for Model #30018ET3GRB449T-W22

Performed by

Checked

1 2 3 4 5 6 7 8

A

B

C

D

E

F



Notes: Downloaded from <http://dealerselectric.com>  
Generated for Model #30018ET3GRB449T-W22

2E 18.000	J 3.937	A 21.929	P 23.583	AB 20.559
2F 20.000/25.000	K 11.772	B 31.535	BA 7.500	U 3.375
N-W 8.500	ES 7.087	S 0.875	R 2.880	depth 0.875
D 11.000	G 1.630	HB 12.488	O 22.795	HD 27.527
HF 20.724	HG 26.830	HH 11.811	HK 6.929	EV 1.929
H 0.810	C 56.338	LL 14.921	LM 15.039	AA 2xNPT 3"
d1 DUNC 3/4"-10				

Performed by:

Checked:

Customer:

W22 NEMA Premium - Roller Bearings

Three-phase induction motor  
Frame 447/9T - IP55

29-SEP-2016



1 2 3 4 5 6 7 8

A

### PART-WINDING

### WYE-DELTA

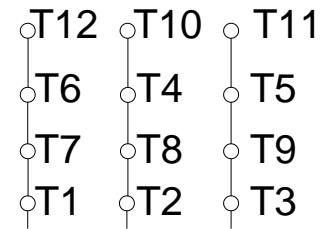
#### START

#### RUN

#### START

#### RUN

B



C

L1 L2 L3

L1 L2 L3

L1 L2 L3

L1 L2 L3

D

E

F

Notes: Downloaded from <a href="http://dealerselectric.com">http://dealerselectric.com</a> Generated for Model #30018ET3GRB449T-W22		
Performed by:		
Checked:		
Customer:		
W22 NEMA Premium - Roller Bearings		
Three-phase induction motor Frame 447/9T - IP55	29-SEP-2016	