



Dealers Industrial Equipment

No.:

Date: 29-SEP-2016

Customer :

TECHNICAL PROPOSAL

Three-phase induction motor - Squirrel cage rotor

Product line : W22 NEMA Premium - Ball Bearings

Catalog Number : 30018ET3G449TS-W22

List Price : \$31,384

Notes:

Downloaded from <http://dealerselectric.com>

Generated for Model #30018ET3G449TS-W22

Performed by:

Checked:



Dealers Industrial Equipment

No.:

Date: 29-SEP-2016

DATA SHEET Three-phase induction motor - Squirrel cage rotor

Customer :
 Product line : W22 NEMA Premium - Ball Bearings

Frame : 447/9TS
 Output : 300 HP
 Frequency : 60 Hz
 Poles : 4
 Full load speed : 1780 rpm
 Slip : 1.11 %
 Voltage : 460 V
 Rated current : 330 A
 Locked rotor current : 2150 A
 Locked rotor current (I_L/I_n) : 6.5
 No-load current : 105 A
 Full load torque : 873 lb.ft
 Locked rotor torque : 230 %
 Breakdown torque : 230 %
 Design : B
 Insulation class : F
 Temperature rise : 80 K
 Locked rotor time : 16 s (hot)
 Service factor : 1.15
 Duty cycle : S1
 Ambient temperature : -20°C - +40°C
 Altitude : 1000 m
 Degree of Protection : IP55
 Approximate weight : 2381 lb
 Moment of inertia : 89.555 sq.ft.lb
 Noise level : 75 dB(A)

	D.E.	N.D.E.
Bearings	6314 C3	6314 C3
Regreasing interval	12000 h	12000 h
Grease amount	27 g	27 g

Load	Power factor	Efficiency (%)
100%	0.87	96.2
75%	0.84	96.2
50%	0.77	95.8

Notes:
 Downloaded from <http://dealerselectric.com>
 Generated for Model #30018ET3G449TS-W22

Performed by

Checked



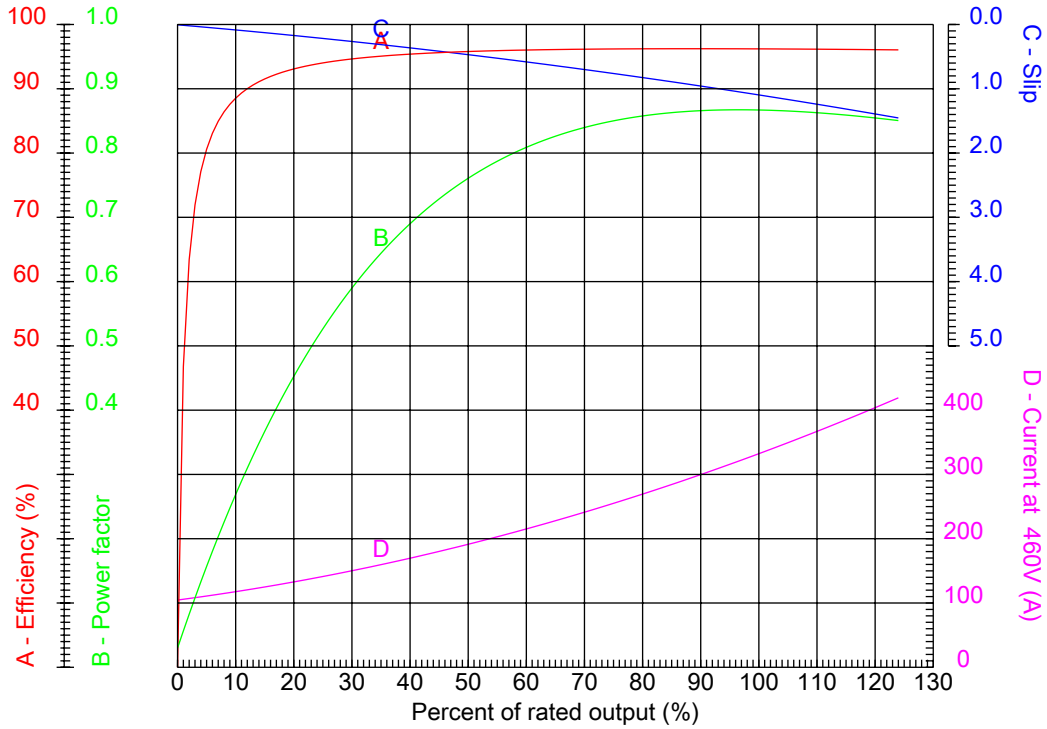
Dealers Industrial Equipment

No.:

Date: 29-SEP-2016

PERFORMANCE CURVES RELATED TO RATED OUTPUT

Three-phase induction motor - Squirrel cage rotor



Customer :
 Product line : W22 NEMA Premium - Ball Bearings

Frame : 447/9TS	Locked rotor current (I _l /I _n) : 6.5
Output : 300 HP	Duty cycle : S1
Frequency : 60 Hz	Service factor : 1.15
Full load speed : 1780 rpm	Design : B
Voltage : 460 V	Locked rotor torque : 230 %
Rated current : 330 A	Breakdown torque : 230 %
Insulation class : F	

Notes:
 Downloaded from <http://dealerselectric.com>
 Generated for Model #30018ET3G449TS-W22

Performed by

Checked



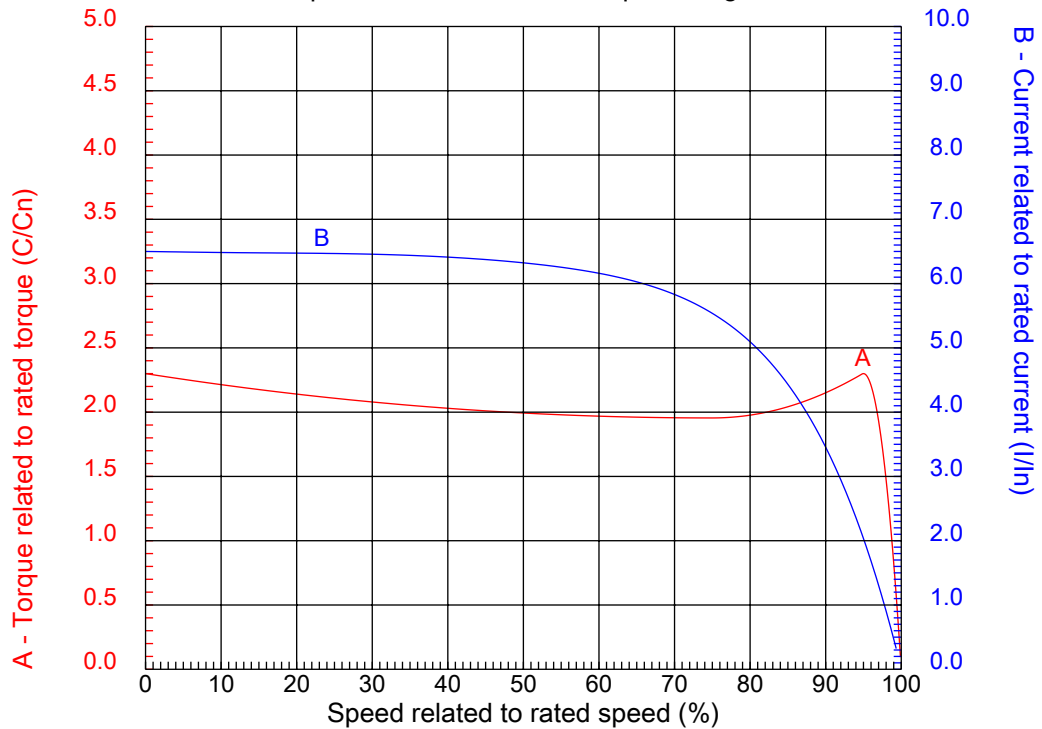
Dealers Industrial Equipment

No.:

Date: 29-SEP-2016

CHARACTERISTIC CURVES RELATED TO SPEED

Three-phase induction motor - Squirrel cage rotor



Customer :
Product line : W22 NEMA Premium - Ball Bearings

Frame	: 447/9TS	Locked rotor current (I _l /I _n)	: 6.5
Output	: 300 HP	Duty cycle	: S1
Frequency	: 60 Hz	Service factor	: 1.15
Full load speed	: 1780 rpm	Design	: B
Voltage	: 460 V	Locked rotor torque	: 230 %
Rated current	: 330 A	Breakdown torque	: 230 %
Insulation class	: F		

Notes:
Downloaded from <http://dealerselectric.com>
Generated for Model #30018ET3G449TS-W22

Performed by

Checked

1 2 3 4 5 6 7 8

A

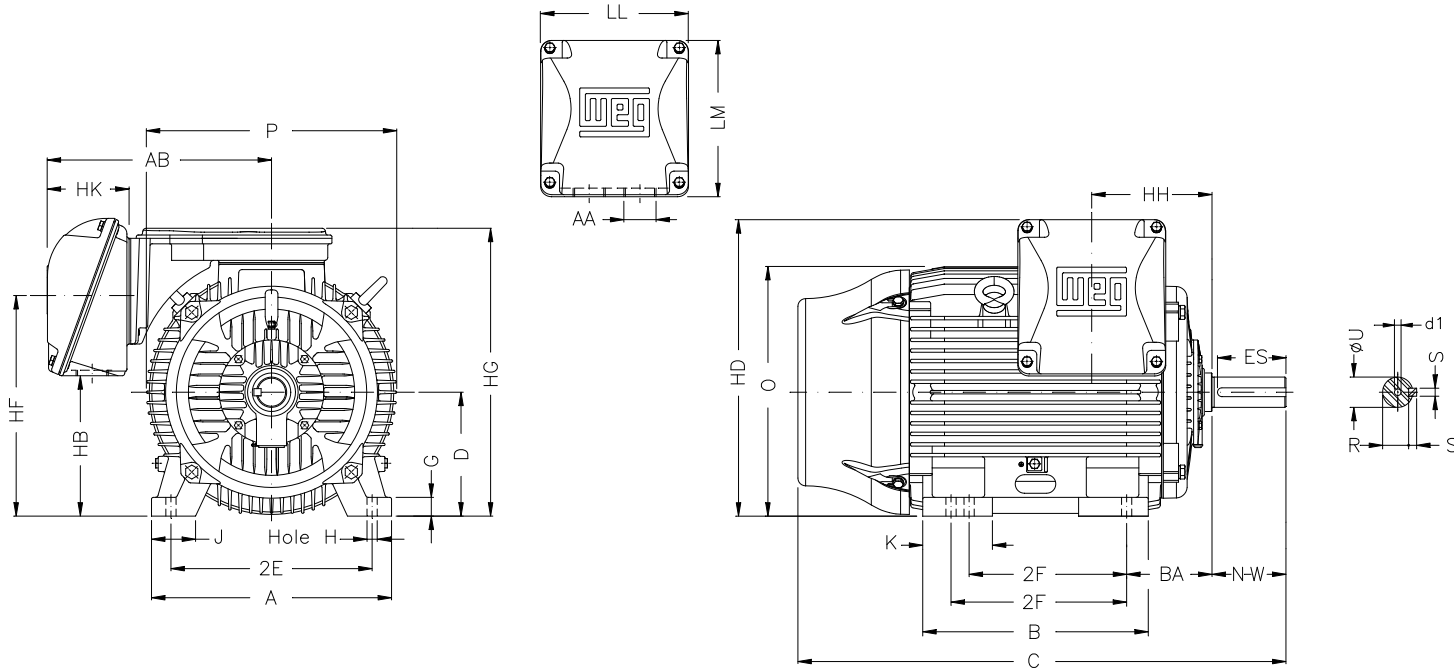
B

C

D

E

F



Notes: Downloaded from <http://dealerselectric.com>
Generated for Model #30018ET3G449TS-W22

2E 18.000	J 3.937	A 21.929	P 23.583	AB 20.559
2F 20.000/25.000	K 11.772	B 31.535	BA 7.500	U 2.375
N-W 4.750	ES 3.000	S 0.625	R 2.021	depth 0.625
D 11.000	G 1.630	HB 12.488	O 22.795	HD 27.527
HF 20.724	HG 26.830	HH 11.811	HK 6.929	EV 1.929
H 0.810	C 52.588	LL 14.921	LM 15.039	AA 2xNPT 3"
d1 DUNC 3/4"-10				

Performed by:

Checked:

Customer:

W22 NEMA Premium - Ball Bearings

Three-phase induction motor
Frame 447/9TS - IP55

29-SEP-2016



1 2 3 4 5 6 7 8

A

PART-WINDING

WYE-DELTA

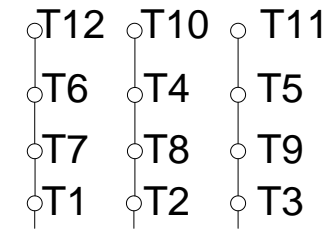
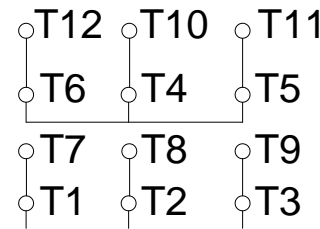
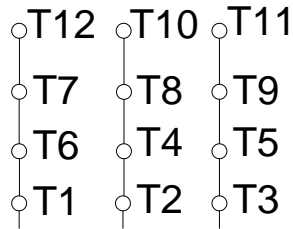
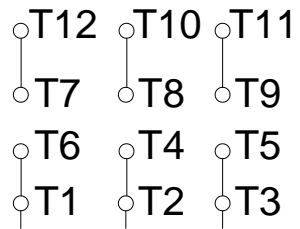
START

RUN

START

RUN

B



C

L1 L2 L3

L1 L2 L3

L1 L2 L3

L1 L2 L3

D

E

F

Notes: Downloaded from <http://dealerselectric.com>
 Generated for Model #30018ET3G449TS-W22

Performed by:

Checked:

Customer:

W22 NEMA Premium - Ball Bearings

Three-phase induction motor
 Frame 447/9TS - IP55

29-SEP-2016

