



Dealers Industrial Equipment

No.:

Date: 29-SEP-2016

Customer :

TECHNICAL PROPOSAL

Three-phase induction motor - Squirrel cage rotor

Product line : W22 High Efficiency
Catalog Number : 30018EP3G449TC-W22
List Price : \$>(discontinued)

Notes:
Downloaded from <http://dealerselectric.com>
Generated for Model #30018EP3G449TC-W22

Performed by:

Checked:



Dealers Industrial Equipment

No.:

Date: 29-SEP-2016

DATA SHEET

Three-phase induction motor - Squirrel cage rotor

Customer :
 Product line : W22 High Efficiency

Frame : 447/9T
 Output : 300 HP
 Frequency : 60 Hz
 Poles : 4
 Full load speed : 1780 rpm
 Slip : 1.11 %
 Voltage : 460 V
 Rated current : 337 A
 Locked rotor current : 2190 A
 Locked rotor current (I_L/I_n) : 6.5
 No-load current : 105 A
 Full load torque : 873 lb.ft
 Locked rotor torque : 230 %
 Breakdown torque : 230 %
 Design : B
 Insulation class : F
 Temperature rise : 80 K
 Locked rotor time : 14 s (hot)
 Service factor : 1.15
 Duty cycle : S1
 Ambient temperature : -20°C - +40°C
 Altitude : 1000 m
 Degree of Protection : IP55
 Approximate weight : 2375 lb
 Moment of inertia : 104.80 sq.ft.lb
 Noise level : 75 dB(A)

	D.E.	N.D.E.
Bearings	6322 C3	6319 C3
Regreasing interval	6000 h	8000 h
Grease amount	60 g	45 g

Load	Power factor	Efficiency (%)
100%	0.86	95.4
75%	0.84	95.8
50%	0.76	95.4

Notes:
 Downloaded from <http://dealerselectric.com>
 Generated for Model #30018EP3G449TC-W22

Performed by

Checked



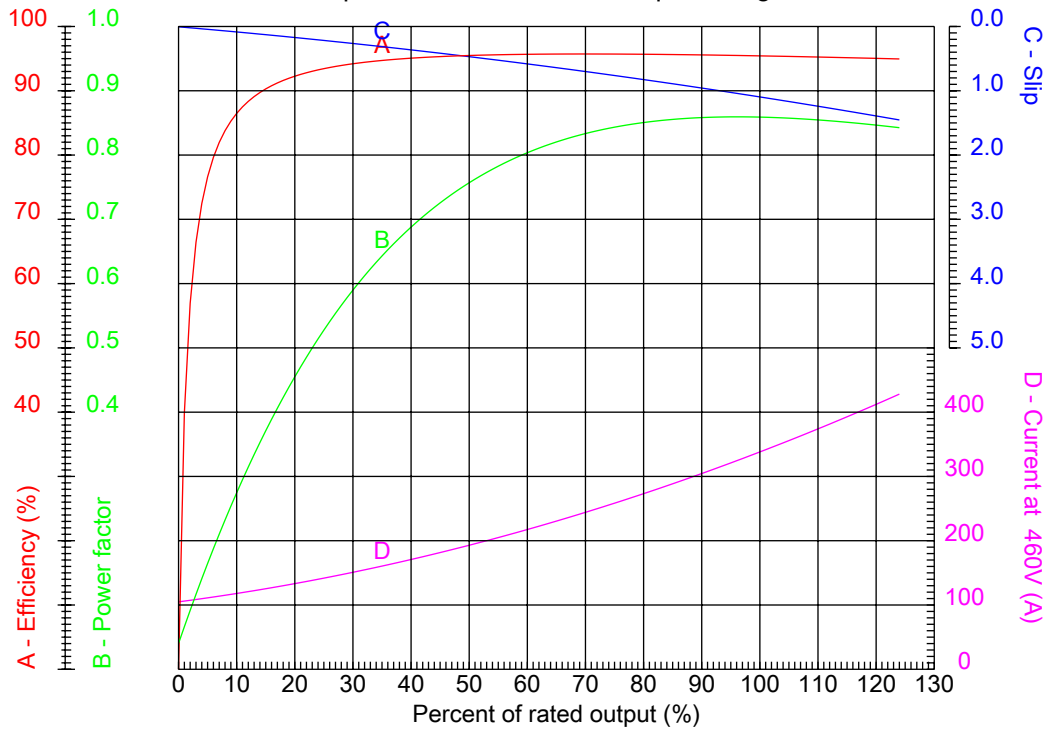
Dealers Industrial Equipment

No.:

Date: 29-SEP-2016

PERFORMANCE CURVES RELATED TO RATED OUTPUT

Three-phase induction motor - Squirrel cage rotor



Customer :
Product line : W22 High Efficiency

Frame	: 447/9T	Locked rotor current (I _l /I _n)	: 6.5
Output	: 300 HP	Duty cycle	: S1
Frequency	: 60 Hz	Service factor	: 1.15
Full load speed	: 1780 rpm	Design	: B
Voltage	: 460 V	Locked rotor torque	: 230 %
Rated current	: 337 A	Breakdown torque	: 230 %
Insulation class	: F		

Notes:
Downloaded from <http://dealerselectric.com>
Generated for Model #30018EP3G449TC-W22

Performed by

Checked



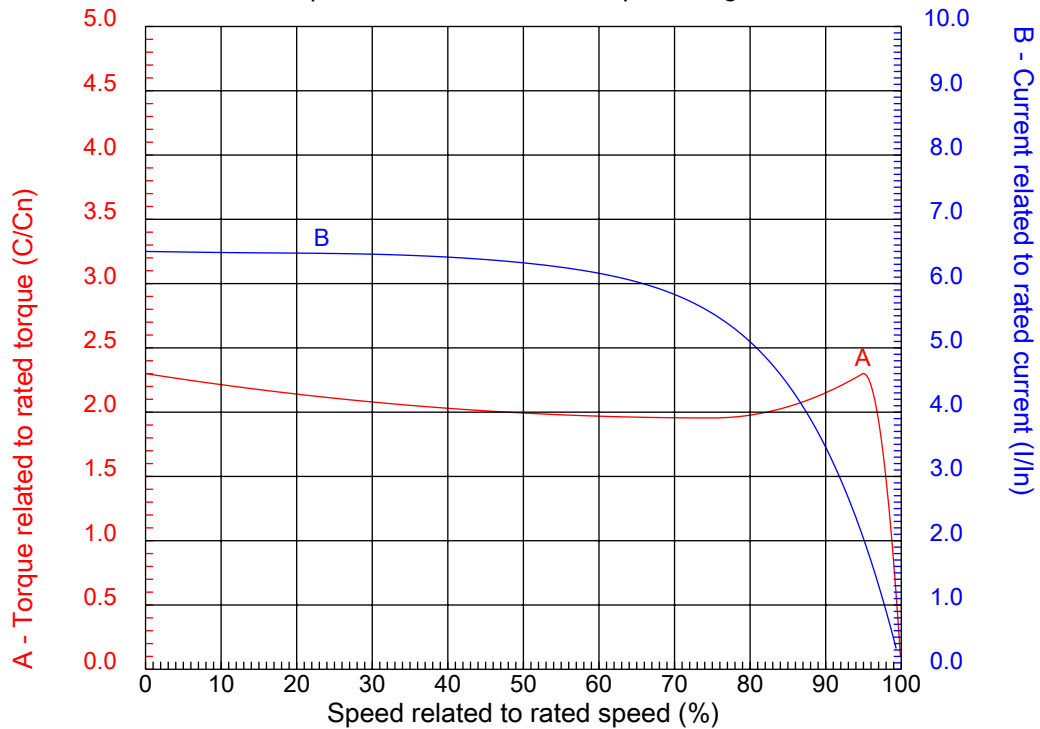
Dealers Industrial Equipment

No.:

Date: 29-SEP-2016

CHARACTERISTIC CURVES RELATED TO SPEED

Three-phase induction motor - Squirrel cage rotor



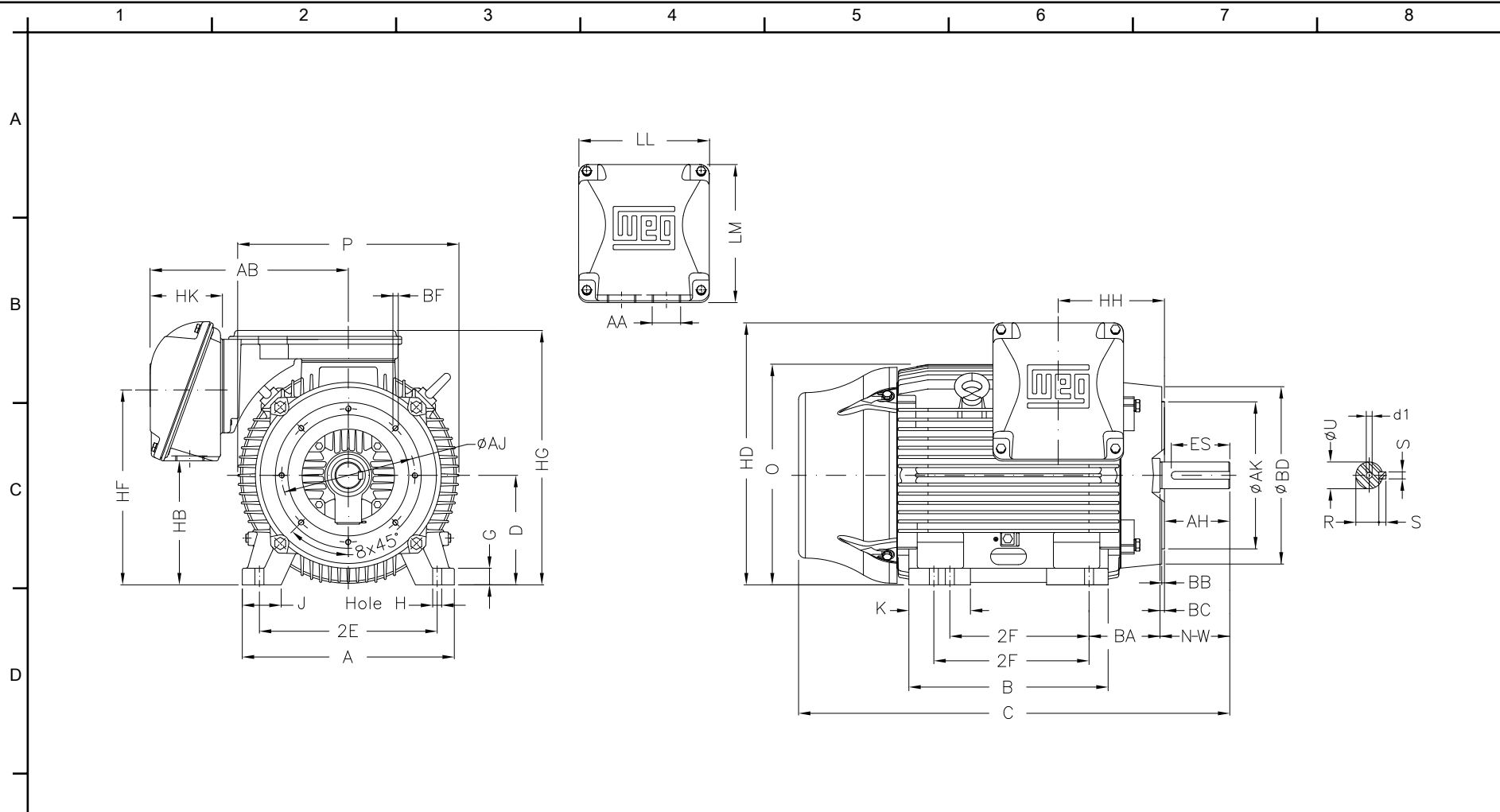
Customer :
Product line : W22 High Efficiency

Frame	: 447/9T	Locked rotor current (I _l /I _n)	: 6.5
Output	: 300 HP	Duty cycle	: S1
Frequency	: 60 Hz	Service factor	: 1.15
Full load speed	: 1780 rpm	Design	: B
Voltage	: 460 V	Locked rotor torque	: 230 %
Rated current	: 337 A	Breakdown torque	: 230 %
Insulation class	: F		

Notes:
Downloaded from <http://dealerselectric.com>
Generated for Model #30018EP3G449TC-W22

Performed by

Checked



Notes: Downloaded from <http://dealerselectric.com>
 Generated for Model #30018EP3G449TC-W22

E	2E	J	A	P	AB
	18.000	3.937	21.929	23.583	20.559
	2F	K	B	BA	U
	20.000/25.000	11.772	31.535	7.500	3.375
	N-W	ES	S	R	depth
	8.500	7.087	0.875	2.880	0.875
	D	G	HB	O	HD
	11.000	1.630	12.488	22.795	27.527
	HF	HG	HH	HK	H
	20.724	26.830	11.811	6.929	0.810
F	C	LL	LM	AA	d1
	56.338	14.921	15.039	2xNPT 3"	DUNC 3/4"-10
	Flange	AJ	AK	BD	BF
	FC-355	14.000	16.000	17.913	UNC 5/8"x11
	BB	BC	AH		
	0.250	0.250	8.250		

Performed by:

Checked:

Customer:

W22 High Efficiency

Three-phase induction motor
 Frame 447/9T - IP55

29-SEP-2016



1 2 3 4 5 6 7 8

A

PART-WINDING

WYE-DELTA

START

RUN

START

RUN

B



C

L1 L2 L3

L1 L2 L3

L1 L2 L3

L1 L2 L3

D

E

F

Notes: Downloaded from <http://dealerselectric.com>
 Generated for Model #30018EP3G449TC-W22

Performed by:

Checked:

Customer:

W22 High Efficiency

Three-phase induction motor
 Frame 447/9T - IP55

29-SEP-2016

