



Dealers Industrial Equipment

No.:

Date: 28-SEP-2016

Customer :

TECHNICAL PROPOSAL

Three-phase induction motor - Squirrel cage rotor

Product line : W22 NEMA Premium - Ball Bearings

Catalog Number : 25036ET3G447TS-W22

List Price : \$29,846

Notes:

Downloaded from <http://dealerselectric.com>

Generated for Model #25036ET3G447TS-W22

Performed by:

Checked:



Dealers Industrial Equipment

No.:

Date: 28-SEP-2016

DATA SHEET Three-phase induction motor - Squirrel cage rotor

Customer :
Product line : W22 NEMA Premium - Ball Bearings

Frame : 445/7TS
Output : 250 HP
Frequency : 60 Hz
Poles : 2
Full load speed : 3565 rpm
Slip : 0.97 %
Voltage : 460 V
Rated current : 266 A
Locked rotor current : 1730 A
Locked rotor current (I_L/I_n) : 6.5
No-load current : 50.0 A
Full load torque : 363 lb.ft
Locked rotor torque : 210 %
Breakdown torque : 230 %
Design : B
Insulation class : F
Temperature rise : 80 K
Locked rotor time : 18 s (hot)
Service factor : 1.15
Duty cycle : S1
Ambient temperature : -20°C - +40°C
Altitude : 1000 m
Degree of Protection : IP55
Approximate weight : 2159 lb
Moment of inertia : 50.262 sq.ft.lb
Noise level : 81 dB(A)

	D.E.	N.D.E.
Bearings	6314 C3	6314 C3
Regreasing interval	4000 h	4000 h
Grease amount	27 g	27 g

Load	Power factor	Efficiency (%)
100%	0.91	95.8
75%	0.90	95.8
50%	0.87	95.4

Notes:
Downloaded from <http://dealerselectric.com>
Generated for Model #25036ET3G447TS-W22

Performed by

Checked



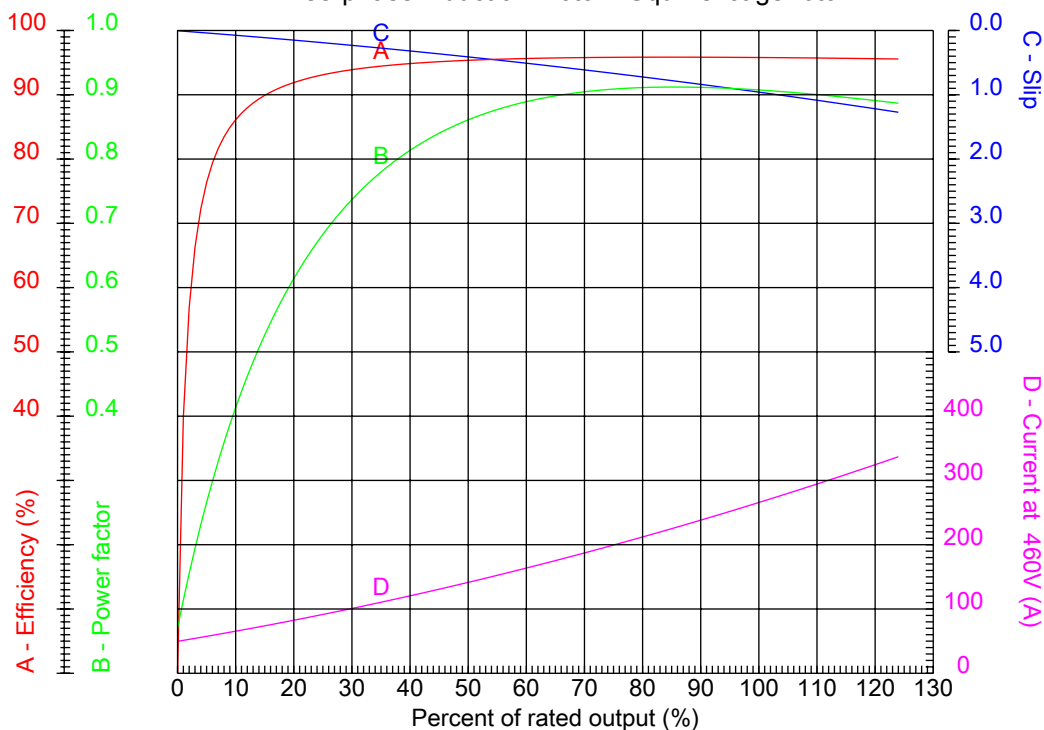
Dealers Industrial Equipment

No.:

Date: 28-SEP-2016

PERFORMANCE CURVES RELATED TO RATED OUTPUT

Three-phase induction motor - Squirrel cage rotor



Customer :
Product line : W22 NEMA Premium - Ball Bearings

Frame	: 445/7TS	Locked rotor current (I _l /I _n)	: 6.5
Output	: 250 HP	Duty cycle	: S1
Frequency	: 60 Hz	Service factor	: 1.15
Full load speed	: 3565 rpm	Design	: B
Voltage	: 460 V	Locked rotor torque	: 210 %
Rated current	: 266 A	Breakdown torque	: 230 %
Insulation class	: F		

Notes:
Downloaded from <http://dealerselectric.com>
Generated for Model #25036ET3G447TS-W22

Performed by

Checked



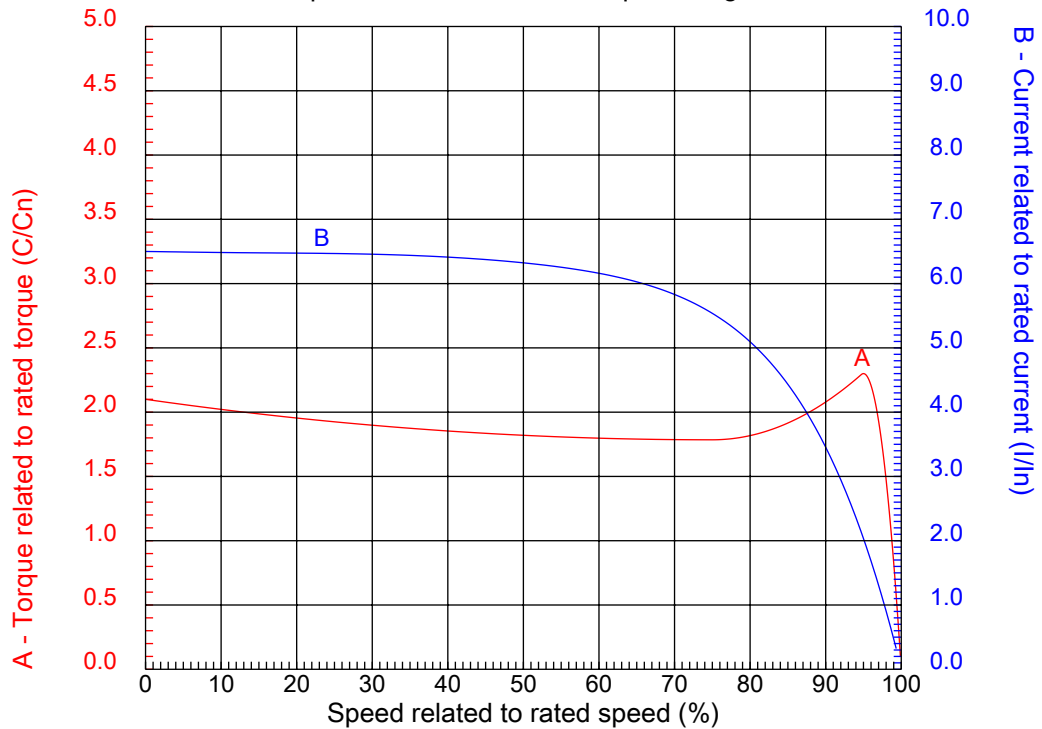
Dealers Industrial Equipment

No.:

Date: 28-SEP-2016

CHARACTERISTIC CURVES RELATED TO SPEED

Three-phase induction motor - Squirrel cage rotor



Customer :
Product line : W22 NEMA Premium - Ball Bearings

Frame	: 445/7TS	Locked rotor current (I _l /I _h)	: 6.5
Output	: 250 HP	Duty cycle	: S1
Frequency	: 60 Hz	Service factor	: 1.15
Full load speed	: 3565 rpm	Design	: B
Voltage	: 460 V	Locked rotor torque	: 210 %
Rated current	: 266 A	Breakdown torque	: 230 %
Insulation class	: F		

Notes:
Downloaded from <http://dealerselectric.com>
Generated for Model #25036ET3G447TS-W22

Performed by

Checked

1 2 3 4 5 6 7 8

A

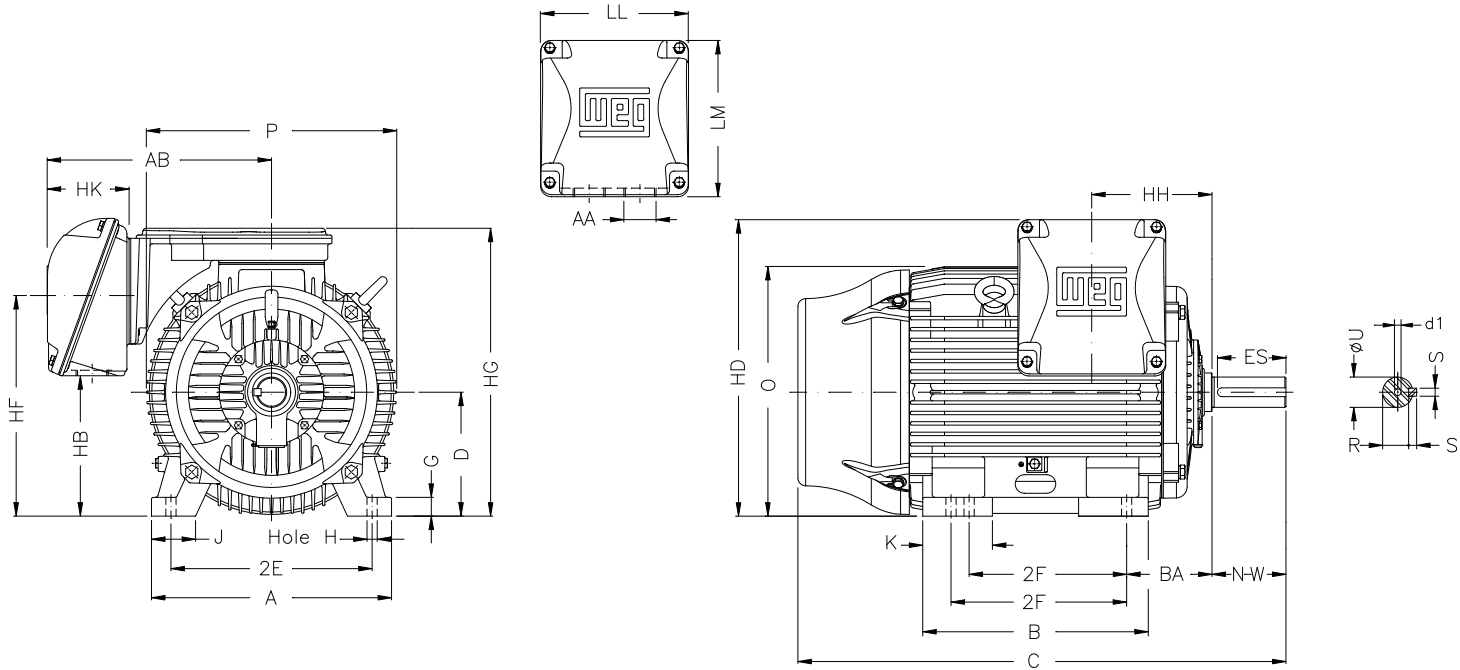
B

C

D

E

F



Notes: Downloaded from <http://dealerselectric.com>
Generated for Model #25036ET3G447TS-W22

2E 18.000	J 3.937	A 21.929	P 23.583	AB 20.559
2F 16.500/20.000	K 7.244	B 23.897	BA 7.500	U 2.375
N-W 4.750	ES 3.000	S 0.625	R 2.021	depth 0.625
D 11.000	G 1.654	HB 12.488	O 22.795	HD 27.527
HF 20.724	HG 26.830	HH 11.811	HK 6.929	EV 1.929
H 0.810	C 44.951	LL 14.921	LM 15.039	AA 2xNPT 3"
d1 DUNC 3/4"-10				

Performed by:


Checked:

Customer:

W22 NEMA Premium - Ball Bearings

Three-phase induction motor
Frame 445/7TS - IP55

28-SEP-2016



1 2 3 4 5 6 7 8

A

PART-WINDING

WYE-DELTA

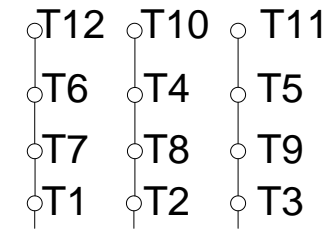
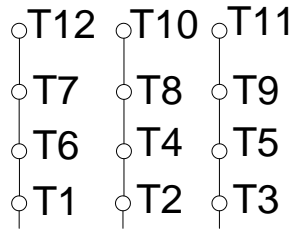
START

RUN

START

RUN

B



C

L1 L2 L3

L1 L2 L3

L1 L2 L3

L1 L2 L3

D

E

F

Notes: Downloaded from <http://dealerselectric.com>
 Generated for Model #25036ET3G447TS-W22

Performed by:

Checked:

Customer:

W22 NEMA Premium - Ball Bearings

Three-phase induction motor
 Frame 445/7TS - IP55

28-SEP-2016

