



# Dealers Industrial Equipment

No.:

Date: 28-SEP-2016

Customer :

## TECHNICAL PROPOSAL

### Three-phase induction motor - Squirrel cage rotor

Product line : W22 NEMA Premium - Roller Bearings

Catalog Number : 25018ET3GRB447T-W22

List Price : \$26,716

#### Notes:

Downloaded from <http://dealerselectric.com>

Generated for Model #25018ET3GRB447T-W22

Performed by:

Checked:



# Dealers Industrial Equipment

No.:

Date: 28-SEP-2016

## DATA SHEET Three-phase induction motor - Squirrel cage rotor

Customer :  
 Product line : W22 NEMA Premium - Roller Bearings

Frame : 445/7T  
 Output : 250 HP  
 Frequency : 60 Hz  
 Poles : 4  
 Full load speed : 1780 rpm  
 Slip : 1.11 %  
 Voltage : 460 V  
 Rated current : 281 A  
 Locked rotor current : 1830 A  
 Locked rotor current (I<sub>L</sub>/I<sub>n</sub>) : 6.5  
 No-load current : 90.0 A  
 Full load torque : 728 lb.ft  
 Locked rotor torque : 230 %  
 Breakdown torque : 240 %  
 Design : B  
 Insulation class : F  
 Temperature rise : 80 K  
 Locked rotor time : 15 s (hot)  
 Service factor : 1.15  
 Duty cycle : S1  
 Ambient temperature : -20°C - +40°C  
 Altitude : 1000 m  
 Degree of Protection : IP55  
 Approximate weight : 2079 lb  
 Moment of inertia : 89.555 sq.ft.lb  
 Noise level : 73 dB(A)

	D.E.	N.D.E.
Bearings	NU-319 C3	6316 C3
Regreasing interval	5000 h	10000 h
Grease amount	45 g	34 g

Load	Power factor	Efficiency (%)
100%	0.86	96.2
75%	0.83	96.2
50%	0.75	95.8

Notes:  
 Downloaded from <http://dealerselectric.com>  
 Generated for Model #25018ET3GRB447T-W22

Performed by

Checked



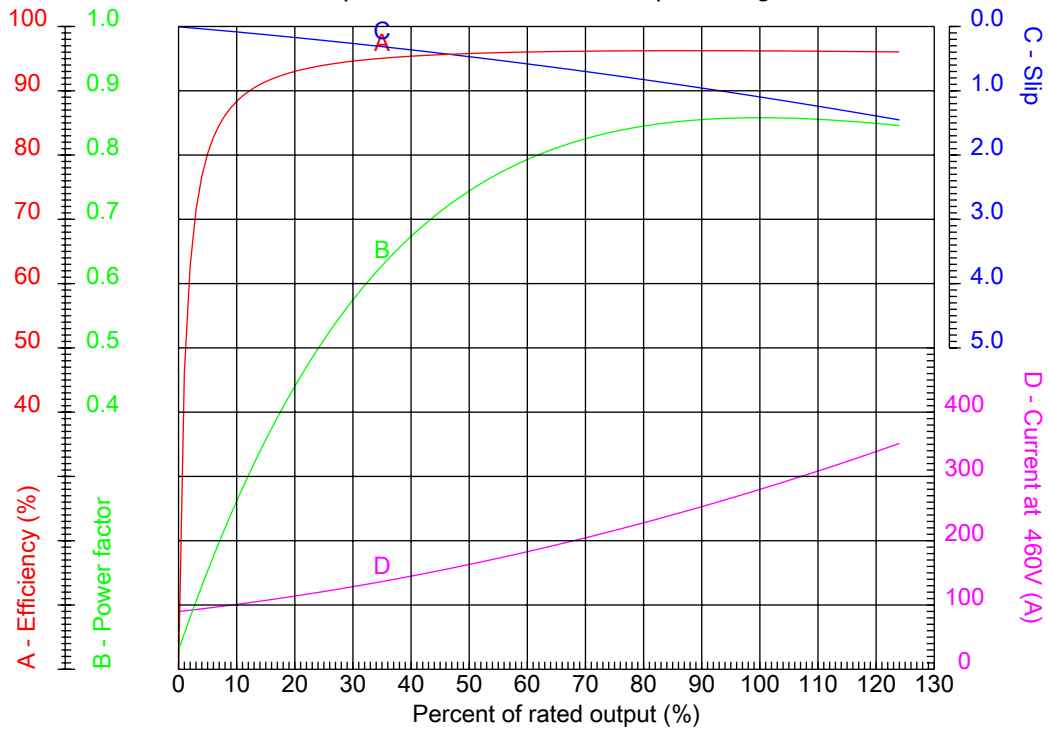
# Dealers Industrial Equipment

No.:

Date: 28-SEP-2016

## PERFORMANCE CURVES RELATED TO RATED OUTPUT

Three-phase induction motor - Squirrel cage rotor



Customer :  
Product line : W22 NEMA Premium - Roller Bearings

Frame : 445/7T	Locked rotor current (I <sub>L</sub> /I <sub>n</sub> ) : 6.5
Output : 250 HP	Duty cycle : S1
Frequency : 60 Hz	Service factor : 1.15
Full load speed : 1780 rpm	Design : B
Voltage : 460 V	Locked rotor torque : 230 %
Rated current : 281 A	Breakdown torque : 240 %
Insulation class : F	

Notes:  
Downloaded from <http://dealerselectric.com>  
Generated for Model #25018ET3GRB447T-W22

Performed by

Checked



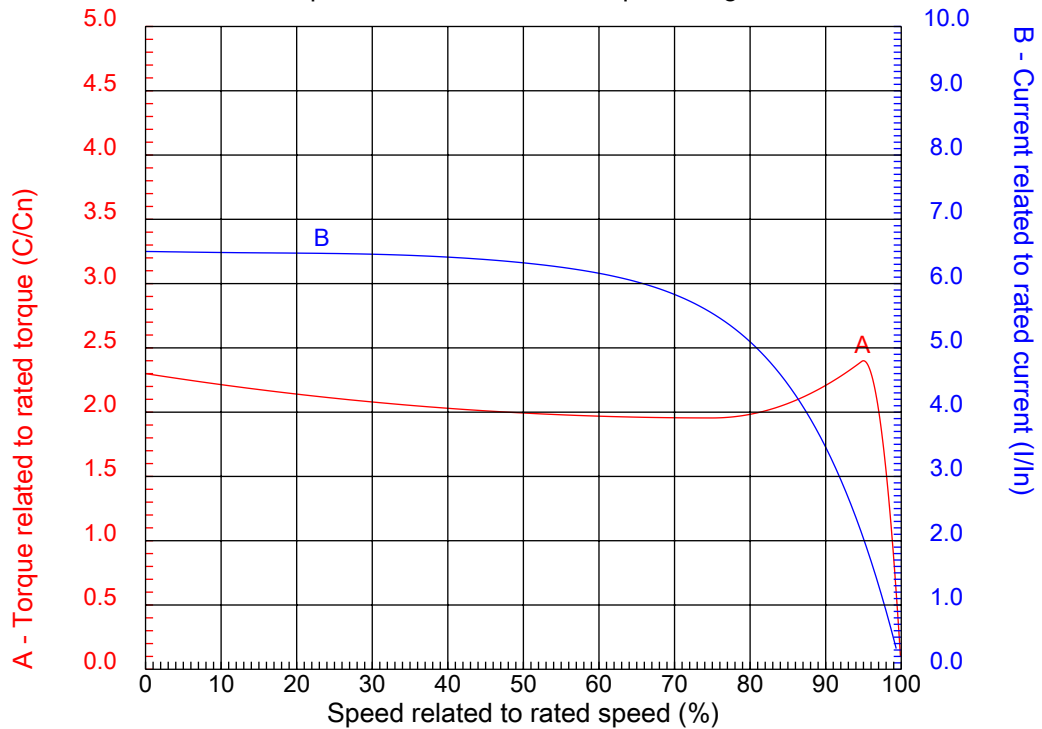
# Dealers Industrial Equipment

No.:

Date: 28-SEP-2016

## CHARACTERISTIC CURVES RELATED TO SPEED

Three-phase induction motor - Squirrel cage rotor



Customer :  
Product line : W22 NEMA Premium - Roller Bearings

Frame	: 445/7T	Locked rotor current (I <sub>l</sub> /I <sub>n</sub> )	: 6.5
Output	: 250 HP	Duty cycle	: S1
Frequency	: 60 Hz	Service factor	: 1.15
Full load speed	: 1780 rpm	Design	: B
Voltage	: 460 V	Locked rotor torque	: 230 %
Rated current	: 281 A	Breakdown torque	: 240 %
Insulation class	: F		

Notes:  
Downloaded from <http://dealerselectric.com>  
Generated for Model #25018ET3GRB447T-W22

Performed by

Checked

1 2 3 4 5 6 7 8

A

B

C

D

E

F



Notes: Downloaded from <http://dealerselectric.com>  
Generated for Model #25018ET3GRB447T-W22

2E 18.000	J 3.937	A 21.929	P 23.583	AB 20.559
2F 16.500/20.000	K 7.244	B 23.897	BA 7.500	U 3.375
N-W 8.500	ES 7.087	S 0.875	R 2.880	depth 0.875
D 11.000	G 1.654	HB 12.488	O 22.795	HD 27.527
HF 20.724	HG 26.830	HH 11.811	HK 6.929	EV 1.929
H 0.810	C 48.701	LL 14.921	LM 15.039	AA 2xNPT 3"
d1 DUNC 3/4"-10				

Performed by:	
Checked:	
Customer:	
W22 NEMA Premium - Roller Bearings	
Three-phase induction motor Frame 445/7T - IP55	28-SEP-2016



1 2 3 4 5 6 7 8

A

### PART-WINDING

### WYE-DELTA

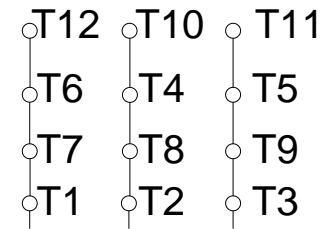
#### START

#### RUN

#### START

#### RUN

B



C

L1 L2 L3

L1 L2 L3

L1 L2 L3

L1 L2 L3

D

E

F

Notes: Downloaded from <http://dealerselectric.com>  
 Generated for Model #25018ET3GRB447T-W22

Performed by:

Checked:

Customer:

W22 NEMA Premium - Roller Bearings

Three-phase induction motor  
 Frame 445/7T - IP55

28-SEP-2016

