



Dealers Industrial Equipment

No.:

Date: 28-SEP-2016

Customer :

TECHNICAL PROPOSAL

Three-phase induction motor - Squirrel cage rotor

Product line : W22 High Efficiency
Catalog Number : 25018EP3G449TC-W22
List Price : \$>(discontinued)

Notes:
Downloaded from <http://dealerselectric.com>
Generated for Model #25018EP3G449TC-W22

Performed by:

Checked:



Dealers Industrial Equipment

No.:

Date: 28-SEP-2016

DATA SHEET Three-phase induction motor - Squirrel cage rotor

Customer :
Product line : W22 High Efficiency

Frame : 447/9T
Output : 250 HP
Frequency : 60 Hz
Poles : 4
Full load speed : 1780 rpm
Slip : 1.11 %
Voltage : 460 V
Rated current : 283 A
Locked rotor current : 1810 A
Locked rotor current (I_L/I_n) : 6.4
No-load current : 80.0 A
Full load torque : 728 lb.ft
Locked rotor torque : 220 %
Breakdown torque : 220 %
Design : B
Insulation class : F
Temperature rise : 80 K
Locked rotor time : 16 s (hot)
Service factor : 1.15
Duty cycle : S1
Ambient temperature : -20°C - +40°C
Altitude : 1000 m
Degree of Protection : IP55
Approximate weight : 2033 lb
Moment of inertia : 89.555 sq.ft.lb
Noise level : ---

| | D.E. | N.D.E. |
|---------------------|---------|---------|
| Bearings | 6322 C3 | 6319 C3 |
| Regreasing interval | 6000 h | 8000 h |
| Grease amount | 60 g | 45 g |

| Load | Power factor | Efficiency (%) |
|------|--------------|----------------|
| 100% | 0.86 | 95.4 |
| 75% | 0.84 | 95.4 |
| 50% | 0.78 | 95.0 |

Notes:
Downloaded from <http://dealerselectric.com>
Generated for Model #25018EP3G449TC-W22

Performed by

Checked



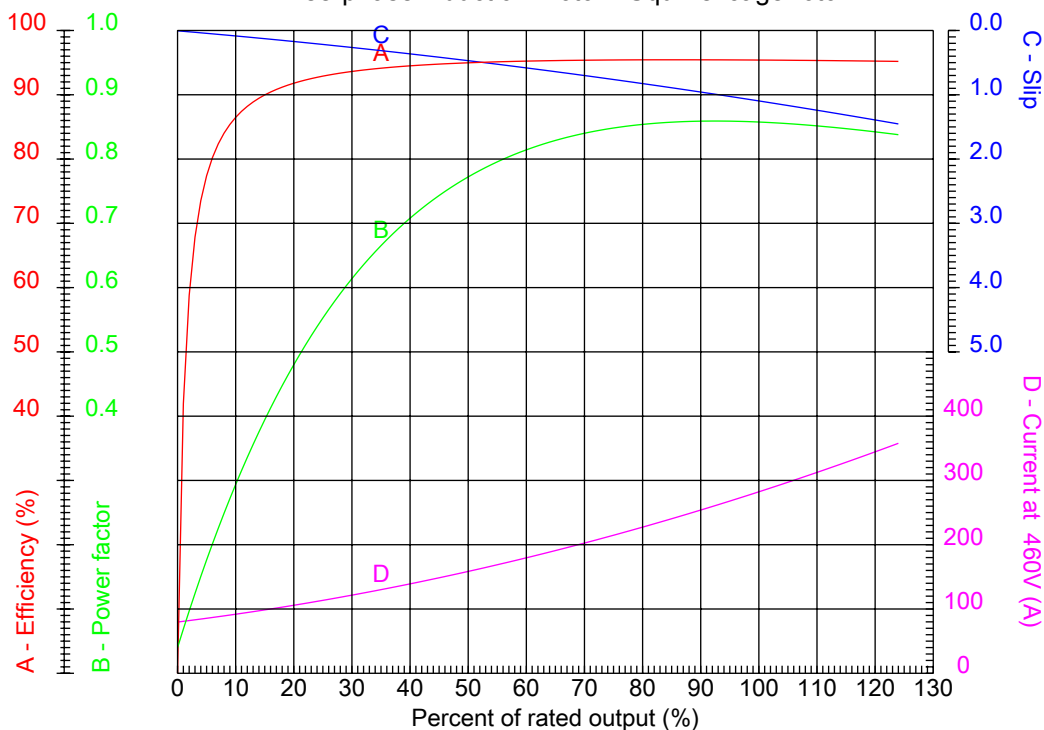
Dealers Industrial Equipment

No.:

Date: 28-SEP-2016

PERFORMANCE CURVES RELATED TO RATED OUTPUT

Three-phase induction motor - Squirrel cage rotor



Customer :
 Product line : W22 High Efficiency

| | |
|----------------------------|--|
| Frame : 447/9T | Locked rotor current (I _l /I _n) : 6.4 |
| Output : 250 HP | Duty cycle : S1 |
| Frequency : 60 Hz | Service factor : 1.15 |
| Full load speed : 1780 rpm | Design : B |
| Voltage : 460 V | Locked rotor torque : 220 % |
| Rated current : 283 A | Breakdown torque : 220 % |
| Insulation class : F | |

Notes:
 Downloaded from <http://dealerselectric.com>
 Generated for Model #25018EP3G449TC-W22

Performed by

Checked



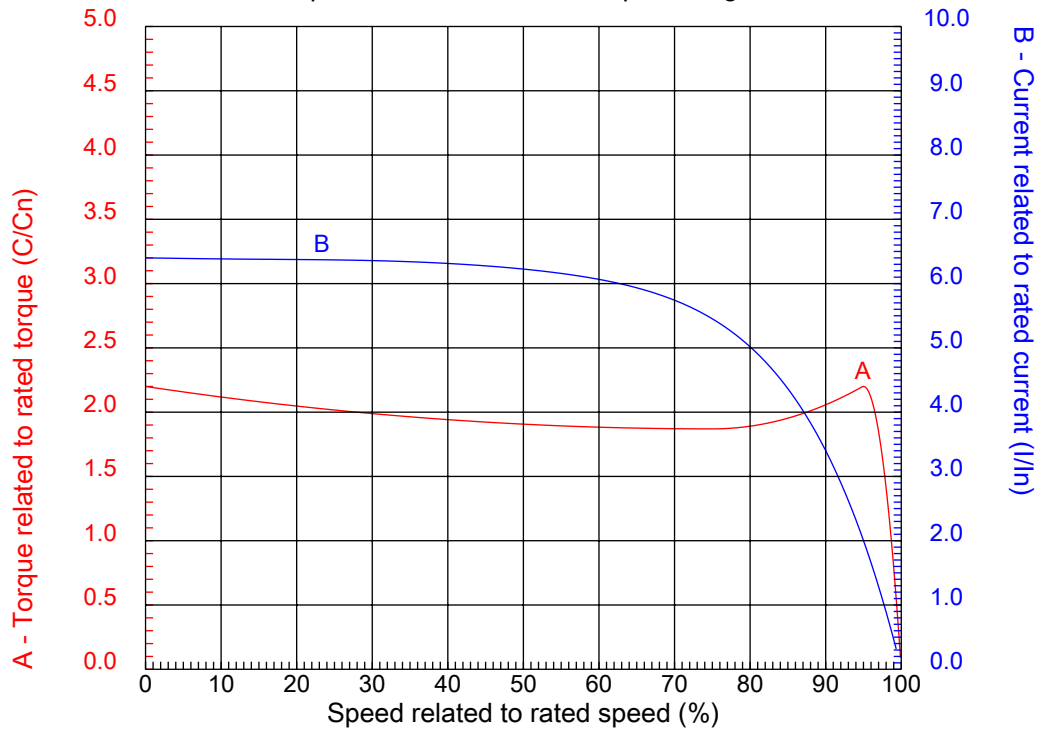
Dealers Industrial Equipment

No.:

Date: 28-SEP-2016

CHARACTERISTIC CURVES RELATED TO SPEED

Three-phase induction motor - Squirrel cage rotor



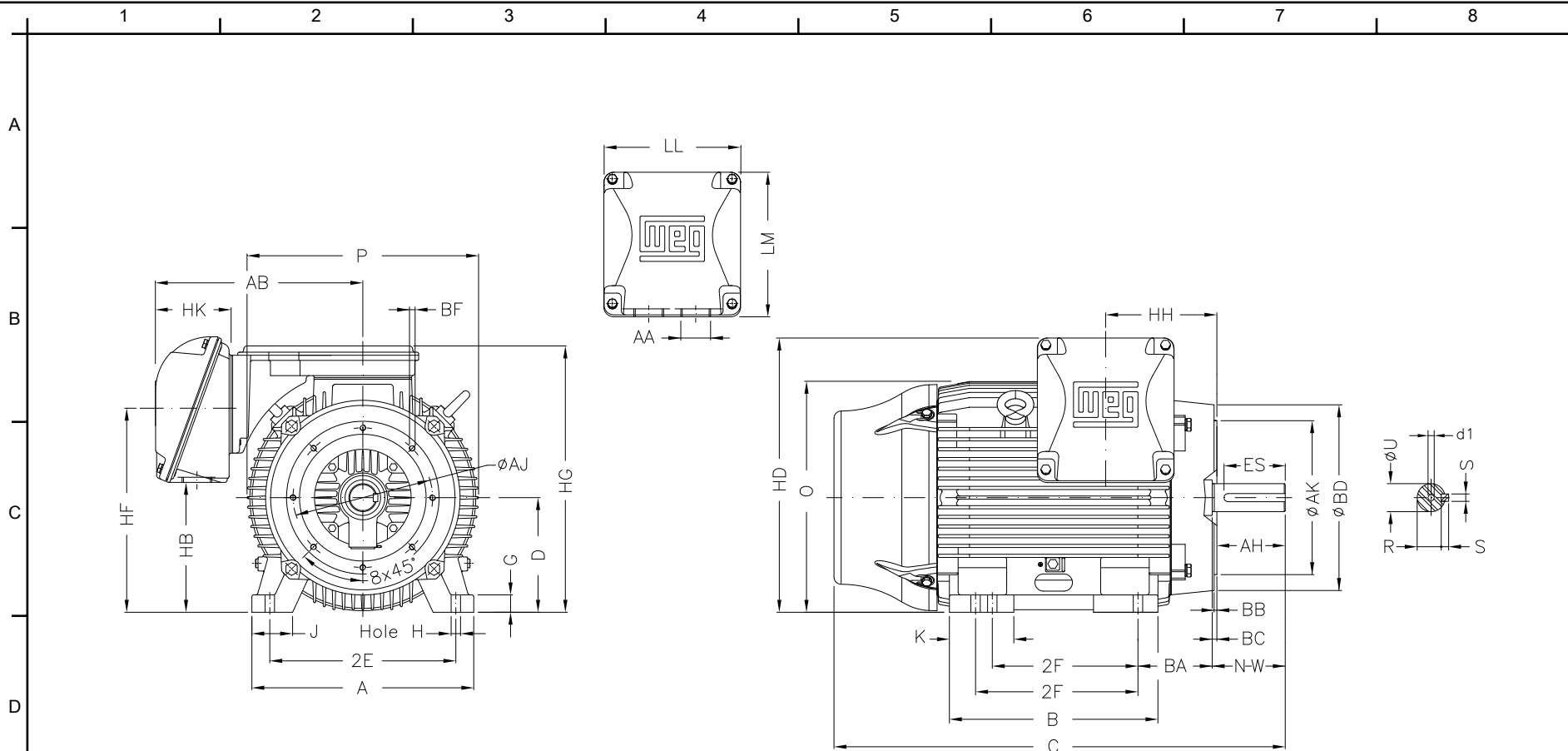
Customer :
Product line : W22 High Efficiency

| | | | |
|------------------|------------|--|---------|
| Frame | : 447/9T | Locked rotor current (I _l /I _n) | : 6.4 |
| Output | : 250 HP | Duty cycle | : S1 |
| Frequency | : 60 Hz | Service factor | : 1.15 |
| Full load speed | : 1780 rpm | Design | : B |
| Voltage | : 460 V | Locked rotor torque | : 220 % |
| Rated current | : 283 A | Breakdown torque | : 220 % |
| Insulation class | : F | | |

Notes:
Downloaded from <http://dealerselectric.com>
Generated for Model #25018EP3G449TC-W22

Performed by

Checked



Notes: Downloaded from <http://dealerselectric.com>
Generated for Model #25018EP3G449TC-W22

| | | | | | |
|---|---------------------|--------------|--------------|----------------|--------------------|
| E | 2E 18.000 | J 3.937 | A 21.929 | P 23.583 | AB 20.670 |
| | 2F 20.000/25.000 | K 11.77 | B 31.535 | BA 7.500 | U 3.375 |
| | N-W 8.500 | ES 7.087 | S 0.875 | R 2.880 | depth 0.875 |
| | D 11.000 | G 1.630 | HB 12.598 | O 22.795 | HD 30.173 |
| | HF 20.724 | HG 26.850 | HH 11.803 | HK 6.968 | H 0.810 |
| F | C 56.338 | LL 14.646 | LM 15.040 | AA 2XNPT 3" | d1 DUNC 3/4"-10 |
| | Flange FC-355 | AJ 14.000 | AK 16.000 | BD 17.91 | BF UNC 5/8"x11 |
| | BB 0.250 | BC 0.250 | AH 8.250 | | |

Performed by:

Checked:

Customer:

W22 High Efficiency

Three-phase induction motor
Frame 447/9T - IP55

28-SEP-2016



1 2 3 4 5 6 7 8

A

PART-WINDING

WYE-DELTA

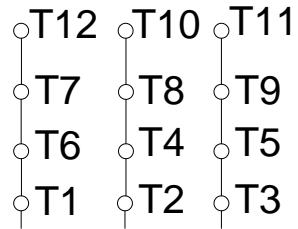
START

RUN

START

RUN

B



C

L1 L2 L3

L1 L2 L3


L1 L2 L3

L1 L2 L3

D

E

F

| | | |
|---|-------------|---|
| Notes: Downloaded from http://dealerselectric.com Generated for Model #25018EP3G449TC-W22 | | |
| Performed by: | | |
| Checked: | | |
| Customer: | | |
| W22 High Efficiency | | |
| Three-phase induction motor Frame 447/9T - IP55 | 28-SEP-2016 |  |