



Dealers Industrial Equipment

No.:

Date: 28-SEP-2016

Customer :

TECHNICAL PROPOSAL

Three-phase induction motor - Squirrel cage rotor

Product line : W22 Super Premium

Catalog Number : 20036EG3G447TS-W22

List Price : \$25,918

Notes:

Downloaded from <http://dealerselectric.com>

Generated for Model #20036EG3G447TS-W22

Performed by:

Checked:



Dealers Industrial Equipment

No.:

Date: 28-SEP-2016

DATA SHEET

Three-phase induction motor - Squirrel cage rotor

Customer :
 Product line : W22 Super Premium

Frame : 445/7TS
 Output : 200 HP
 Frequency : 60 Hz
 Poles : 2
 Full load speed : 3575 rpm
 Slip : 0.69 %
 Voltage : 460 V
 Rated current : 217 A
 Locked rotor current : 1580 A
 Locked rotor current (I_L/I_n) : 7.3
 No-load current : 53.0 A
 Full load torque : 290 lb.ft
 Locked rotor torque : 240 %
 Breakdown torque : 290 %
 Design : A
 Insulation class : F
 Temperature rise : 80 K
 Locked rotor time : 28 s (hot)
 Service factor : 1.25
 Duty cycle : S1
 Ambient temperature : -20°C - +40°C
 Altitude : 1000 m
 Degree of Protection : IP55
 Approximate weight : 2029 lb
 Moment of inertia : 41.551 sq.ft.lb
 Noise level : 81 dB(A)

	D.E.	N.D.E.
Bearings	6314 C3	6314 C3
Regreasing interval	4000 h	4000 h
Grease amount	27 g	27 g

Load	Power factor	Efficiency (%)
100%	0.90	96.2
75%	0.88	96.2
50%	0.83	95.4

Notes:

Downloaded from <http://dealerselectric.com>
 Generated for Model #20036EG3G447TS-W22

Performed by

Checked



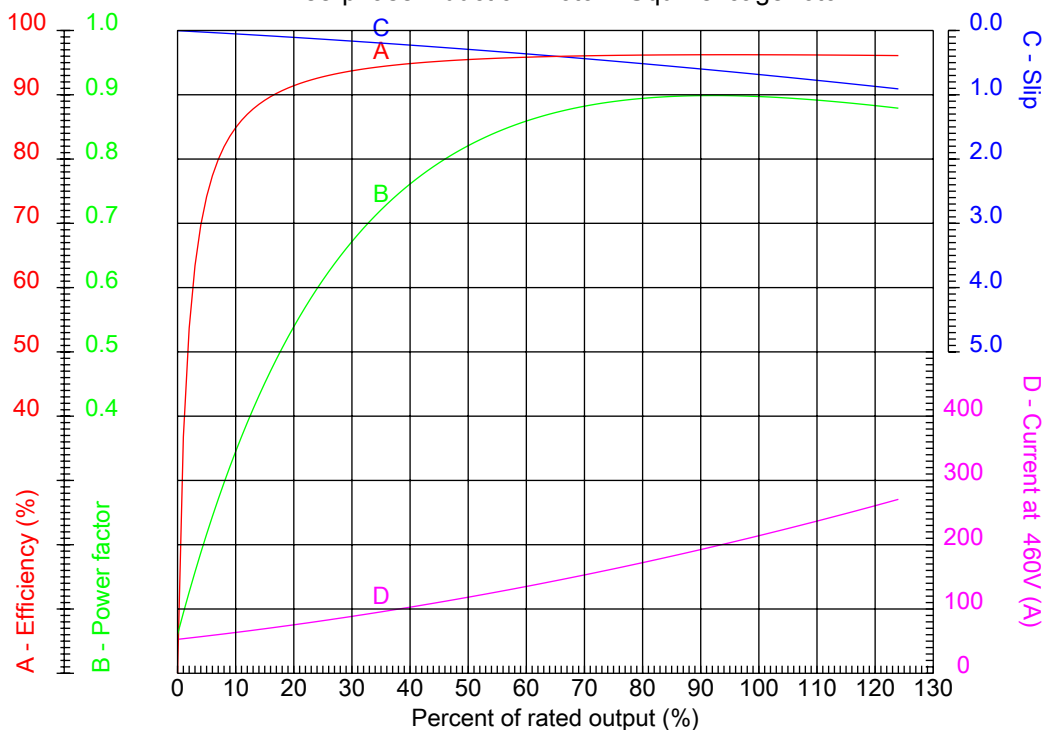
Dealers Industrial Equipment

No.:

Date: 28-SEP-2016

PERFORMANCE CURVES RELATED TO RATED OUTPUT

Three-phase induction motor - Squirrel cage rotor



Customer :
 Product line : W22 Super Premium

Frame	: 445/7TS	Locked rotor current (I _l /I _n)	: 7.3
Output	: 200 HP	Duty cycle	: S1
Frequency	: 60 Hz	Service factor	: 1.25
Full load speed	: 3575 rpm	Design	: A
Voltage	: 460 V	Locked rotor torque	: 240 %
Rated current	: 217 A	Breakdown torque	: 290 %
Insulation class	: F		

Notes:
 Downloaded from <http://dealerselectric.com>
 Generated for Model #20036EG3G447TS-W22

Performed by

Checked



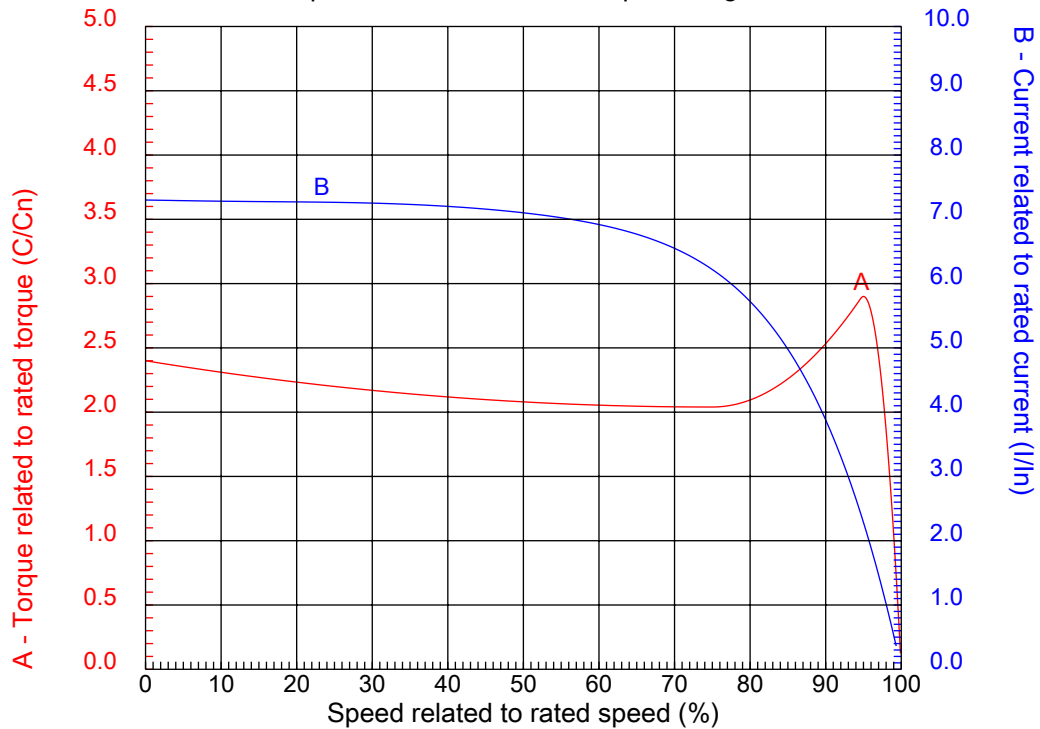
Dealers Industrial Equipment

No.:

Date: 28-SEP-2016

CHARACTERISTIC CURVES RELATED TO SPEED

Three-phase induction motor - Squirrel cage rotor



Customer :
Product line : W22 Super Premium

Frame	: 445/7TS	Locked rotor current (I _l /I _n)	: 7.3
Output	: 200 HP	Duty cycle	: S1
Frequency	: 60 Hz	Service factor	: 1.25
Full load speed	: 3575 rpm	Design	: A
Voltage	: 460 V	Locked rotor torque	: 240 %
Rated current	: 217 A	Breakdown torque	: 290 %
Insulation class	: F		

Notes:
Downloaded from <http://dealerselectric.com>
Generated for Model #20036EG3G447TS-W22

Performed by

Checked

1 2 3 4 5 6 7 8

A

B

C

D

E

F



Notes: Downloaded from <http://dealerselectric.com>
Generated for Model #20036EG3G447TS-W22

Performed by:

Checked:

Customer:

W22 Super Premium

Three-phase induction motor
Frame 445/7TS - IP55

28-SEP-2016



2E 18.000	J 3.937	A 21.929	P 23.583	AB 20.559
2F 16.500/20.000	K 7.244	B 23.897	BA 7.500	U 2.375
N-W 4.750	ES 3.000	S 0.625	R 2.021	depth 0.625
D 11.000	G 1.654	HB 12.488	O 22.795	HD 27.527
HF 20.724	HG 26.830	HH 11.811	HK 6.929	H 0.810
C 44.951	LL 14.921	LM 15.039	AA 2xNPT 3"	d1 DUNC 3/4"-10

1 2 3 4 5 6 7 8

A

PART-WINDING

WYE-DELTA

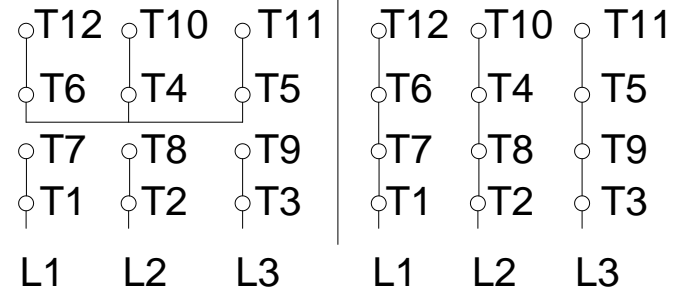
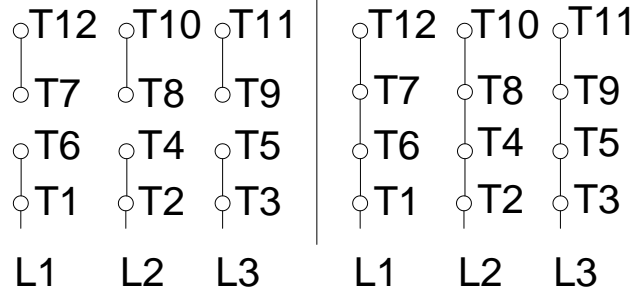
START

RUN

START

RUN

B



C

D

E

F

Notes: Downloaded from http://dealerselectric.com Generated for Model #20036EG3G447TS-W22		
Performed by:		
Checked:		
Customer:		
W22 Super Premium		
Three-phase induction motor Frame 445/7TS - IP55	28-SEP-2016	