



Dealers Industrial Equipment

No.:

Date: 28-SEP-2016

Customer :

TECHNICAL PROPOSAL

Three-phase induction motor - Squirrel cage rotor

Product line : Close Coupled Pump : Three-Phase - "JP" Type - ODP - High Efficiency

Catalog Number : 15036OP3G405JP

List Price : \$12,106

Notes:

Downloaded from <http://dealerselectric.com>

Generated for Model #15036OP3G405JP

Performed by:

Checked:



Dealers Industrial Equipment

No.:

Date: 28-SEP-2016

DATA SHEET Three-phase induction motor - Squirrel cage rotor

Customer :
 Product line : Close Coupled Pump : Three-Phase - "JP" Type - ODP - High Efficiency

Frame : 405JP
 Output : 150 HP
 Frequency : 60 Hz
 Poles : 2
 Full load speed : 3555 rpm
 Slip : 1.25 %
 Voltage : 460 V
 Rated current : 164 A
 Locked rotor current : 1050 A
 Locked rotor current (I_L/I_n) : 6.4
 No-load current : 31.0 A
 Full load torque : 219 lb.ft
 Locked rotor torque : 200 %
 Breakdown torque : 250 %
 Design : B
 Insulation class : F
 Temperature rise : 80 K
 Locked rotor time : 10 s (hot)
 Service factor : 1.15
 Duty cycle : S1
 Ambient temperature : -20°C - +40°C
 Altitude : 1000 m
 Degree of Protection : IP23
 Approximate weight : 1246 lb
 Moment of inertia : 11.919 sq.ft.lb
 Noise level : 84 dB(A)

	D.E.	N.D.E.
Bearings	6314 C3	6314 C3
Regreasing interval	14418 h	14418 h
Grease amount	27 g	27 g

Load	Power factor	Efficiency (%)
100%	0.90	93.6
75%	0.89	93.6
50%	0.86	93.6

Notes:
 Downloaded from <http://dealerselectric.com>
 Generated for Model #15036OP3G405JP

Performed by

Checked



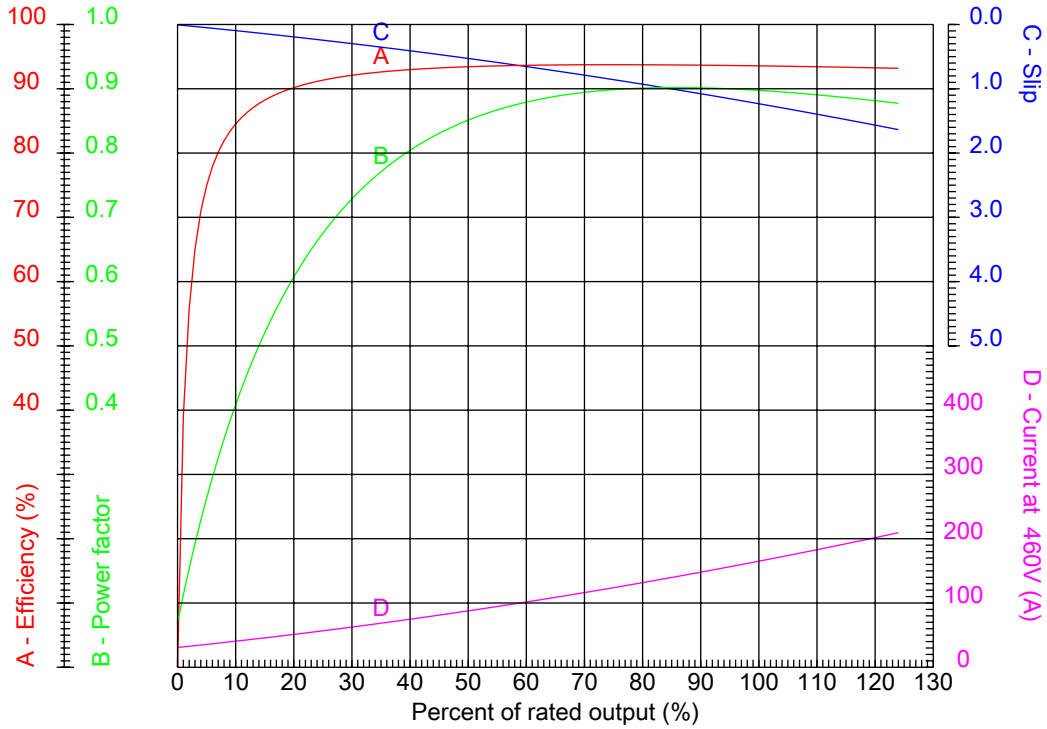
Dealers Industrial Equipment

No.:

Date: 28-SEP-2016

PERFORMANCE CURVES RELATED TO RATED OUTPUT

Three-phase induction motor - Squirrel cage rotor



Customer :
 Product line : Close Coupled Pump : Three-Phase - "JP" Type - ODP - High Efficiency

Frame	: 405JP	Locked rotor current (I _l /I _n)	: 6.4
Output	: 150 HP	Duty cycle	: S1
Frequency	: 60 Hz	Service factor	: 1.15
Full load speed	: 3555 rpm	Design	: B
Voltage	: 460 V	Locked rotor torque	: 200 %
Rated current	: 164 A	Breakdown torque	: 250 %
Insulation class	: F		

Notes:
 Downloaded from <http://dealerselectric.com>
 Generated for Model #15036OP3G405JP

Performed by

Checked



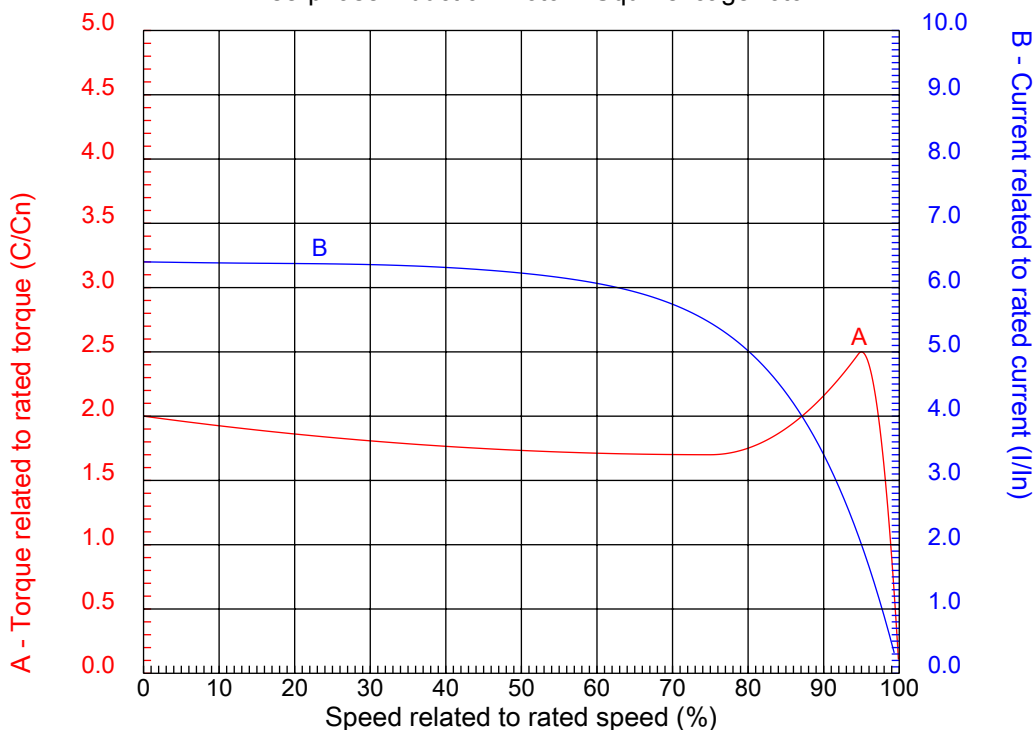
Dealers Industrial Equipment

No.:

Date: 28-SEP-2016

CHARACTERISTIC CURVES RELATED TO SPEED

Three-phase induction motor - Squirrel cage rotor



Customer :
Product line : Close Coupled Pump : Three-Phase - "JP" Type - ODP - High Efficiency

Frame	: 405JP	Locked rotor current (I _l /I _n)	: 6.4
Output	: 150 HP	Duty cycle	: S1
Frequency	: 60 Hz	Service factor	: 1.15
Full load speed	: 3555 rpm	Design	: B
Voltage	: 460 V	Locked rotor torque	: 200 %
Rated current	: 164 A	Breakdown torque	: 250 %
Insulation class	: F		

Notes:
Downloaded from <http://dealerselectric.com>
Generated for Model #15036OP3G405JP

Performed by

Checked

1 2 3 4 5 6 7 8

A

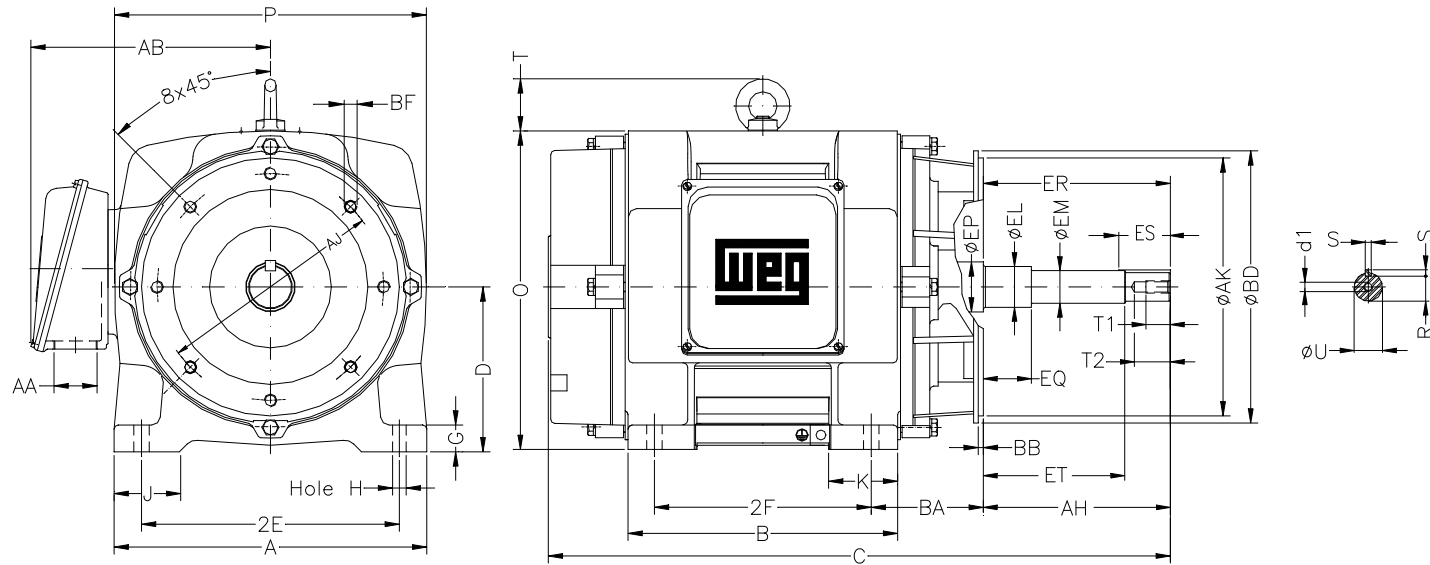
B

C

D

E

F



Notes: Downloaded from <http://dealerselectric.com>
Generated for Model #15036OP3G405JP

2E 16.000	A 19.950	2F 12.244/13.740	B 17.700	J 3.950
BA 6.625	D 10.000	K 5.440	G 1.968	O 19.409
P 17.874	T 2.800	H 0.807	AA NPT 3"	ER 8.130
EQ 2.382	ET 5.886	U 1.624	EM 1.750	EL 2.125
S 0.375	EP 2.754	R 1.413	ES 2.480	d1 EUNC 1/2"-13
t1 0.984	t2 1.496	C 35.263	Flange FC-279	AJ 11.000
AK 12.500	BD 14.960	BF UNC 5/8"x11	BB 0.250	AH 8.130

Performed by:

Checked:

Customer:

Close Coupled Pump : Three-Phase - "JP" Type - ODP - High Efficiency

Three-phase induction motor
Frame 405JP - IP23

28-SEP-2016



1 2 3 4 5 6 7 8

A

PART-WINDING

WYE-DELTA

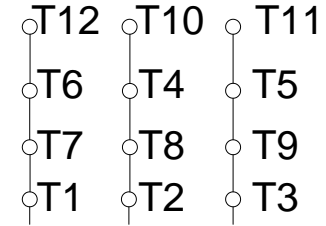
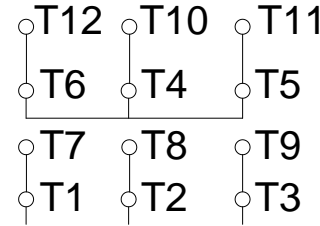
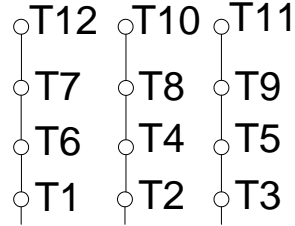
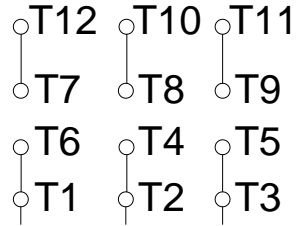
START

RUN

START

RUN

B



C

L1 L2 L3

L1 L2 L3

L1 L2 L3

L1 L2 L3

D

E

F

Notes: Downloaded from http://dealerselectric.com Generated for Model #15036OP3G405JP		
Performed by:		
Checked:		
Customer:		
Close Coupled Pump : Three-Phase - "JP" Type - ODP - High Efficiency		
Three-phase induction motor Frame 405JP - IP23	28-SEP-2016	