



Dealers Industrial Equipment

No.:

Date: 28-SEP-2016

Customer :

TECHNICAL PROPOSAL

Three-phase induction motor - Squirrel cage rotor

Product line : W22 NEMA Premium - Ball Bearings

Catalog Number : 15036ET3E445TS-W22

List Price : \$18,882

Notes:

Downloaded from <http://dealerselectric.com>

Generated for Model #15036ET3E445TS-W22

Performed by:

Checked:



Dealers Industrial Equipment

No.:

Date: 28-SEP-2016

DATA SHEET Three-phase induction motor - Squirrel cage rotor

Customer :
 Product line : W22 NEMA Premium - Ball Bearings

Frame : 444/5TS
 Output : 150 HP
 Frequency : 60 Hz
 Poles : 2
 Full load speed : 3570 rpm
 Slip : 0.83 %
 Voltage : 208-230/460 V
 Rated current : 356-322/161 A
 Locked rotor current : 2090/1050 A
 Locked rotor current (I_L/I_n) : 6.5
 No-load current : 82.0/41.0 A
 Full load torque : 218 lb.ft
 Locked rotor torque : 180 %
 Breakdown torque : 240 %
 Design : B
 Insulation class : F
 Temperature rise : 80 K
 Locked rotor time : 22 s (hot)
 Service factor : 1.15
 Duty cycle : S1
 Ambient temperature : -20°C - +40°C
 Altitude : 1000 m
 Degree of Protection : IP55
 Approximate weight : 1709 lb
 Moment of inertia : 39.092 sq.ft.lb
 Noise level : 81 dB(A)

	D.E.	N.D.E.
Bearings	6314 C3	6314 C3
Regreasing interval	4000 h	4000 h
Grease amount	27 g	27 g

Load	Power factor	Efficiency (%)
100%	0.90	95.0
75%	0.88	95.0
50%	0.83	94.1

Notes:
 Downloaded from <http://dealerselectric.com>
 Generated for Model #15036ET3E445TS-W22

Performed by

Checked



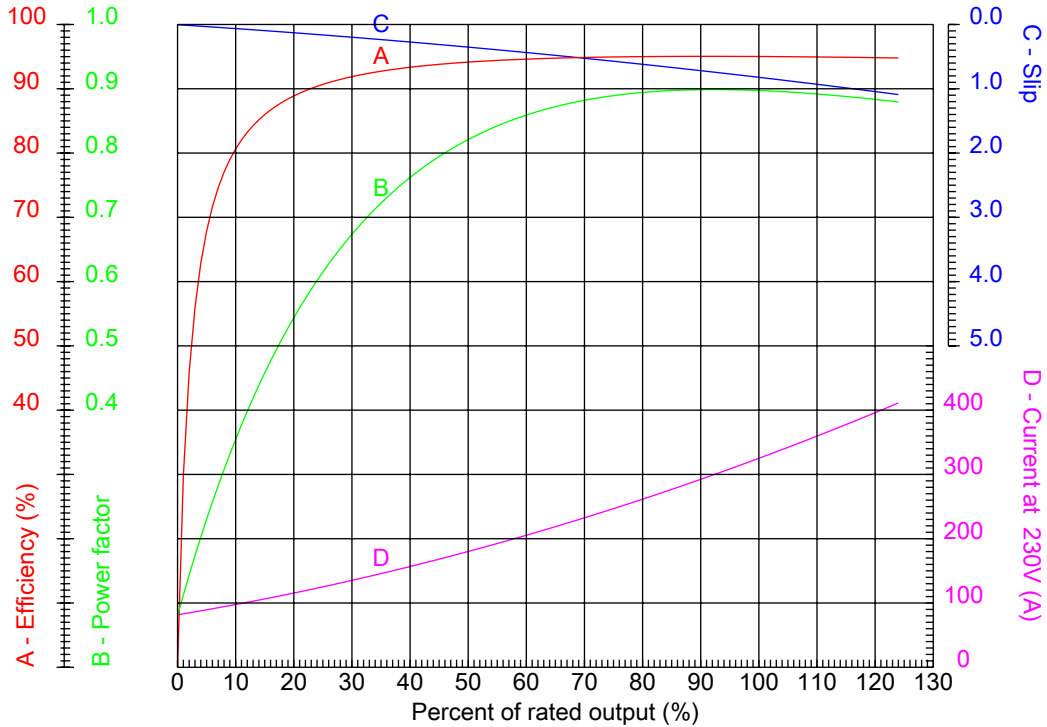
Dealers Industrial Equipment

No.:

Date: 28-SEP-2016

PERFORMANCE CURVES RELATED TO RATED OUTPUT

Three-phase induction motor - Squirrel cage rotor



Customer :
Product line : W22 NEMA Premium - Ball Bearings

Frame : 444/5TS	Locked rotor current (I _l /I _n) : 6.5
Output : 150 HP	Duty cycle : S1
Frequency : 60 Hz	Service factor : 1.15
Full load speed : 3570 rpm	Design : B
Voltage : 208-230/460 V	Locked rotor torque : 180 %
Rated current : 356-322/161 A	Breakdown torque : 240 %
Insulation class : F	

Notes:
Downloaded from <http://dealerselectric.com>
Generated for Model #15036ET3E445TS-W22

Performed by

Checked



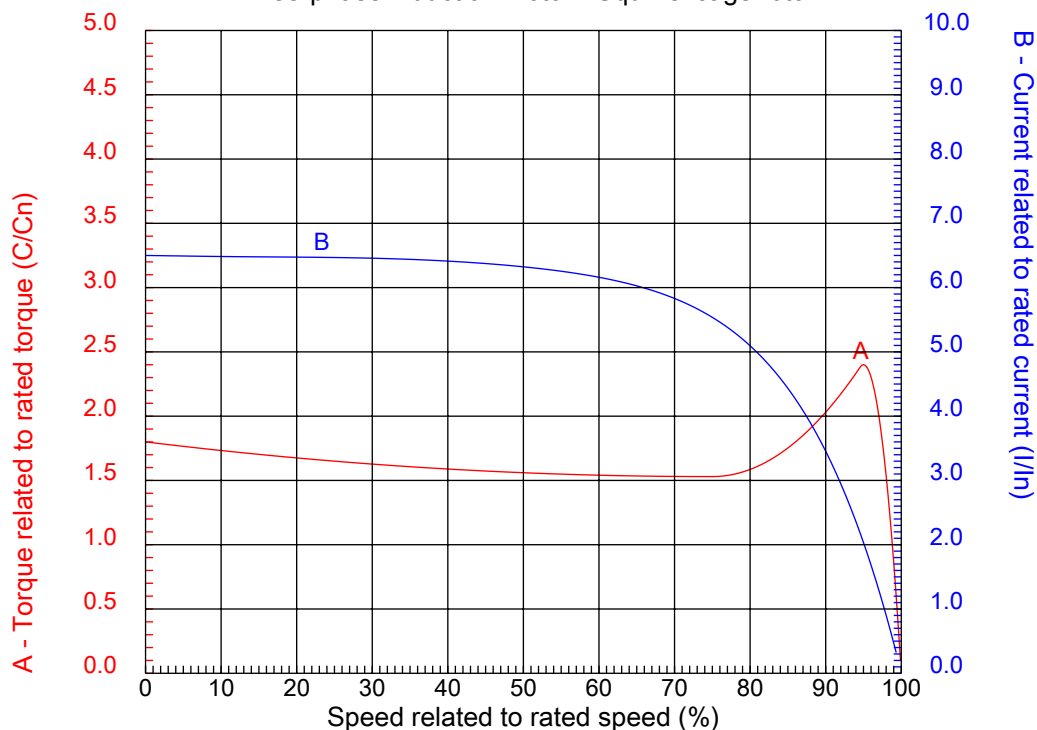
Dealers Industrial Equipment

No.:

Date: 28-SEP-2016

CHARACTERISTIC CURVES RELATED TO SPEED

Three-phase induction motor - Squirrel cage rotor



Customer :
Product line : W22 NEMA Premium - Ball Bearings

Frame	: 444/5TS	Locked rotor current (I _l /I _n)	: 6.5
Output	: 150 HP	Duty cycle	: S1
Frequency	: 60 Hz	Service factor	: 1.15
Full load speed	: 3570 rpm	Design	: B
Voltage	: 208-230/460 V	Locked rotor torque	: 180 %
Rated current	: 356-322/161 A	Breakdown torque	: 240 %
Insulation class	: F		

Notes:
Downloaded from <http://dealerselectric.com>
Generated for Model #15036ET3E445TS-W22

Performed by

Checked

1 2 3 4 5 6 7 8

A

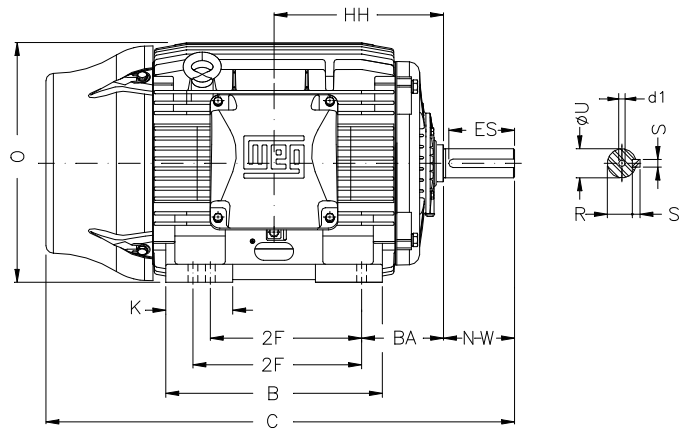
B

C

D

E

F



Notes: Downloaded from <http://dealerselectric.com>
Generated for Model #15036ET3E445TS-W22

Performed by:

Checked:

Customer:

W22 NEMA Premium - Ball Bearings

Three-phase induction motor
Frame 444/5TS - IP55

28-SEP-2016



2E 18.000	J 3.937	A 21.929	P 23.583	AB 18.570
2F 14.500/16.500	K 5.866	B 20.315	BA 7.500	U 2.375
N-W 4.750	ES 3.000	S 0.625	R 2.021	depth 0.625
D 11.000	G 1.630	HB 5.687	O 22.795	HH 15.748
HK 5.970	EV 1.929	H 0.810	C 41.407	FC 46.422
LL 12.362	LM 12.283	AA 2xNPT 3"	d1 DUNC 3/4"-10	

1 2 3 4 5 6 7 8

A
B
C
D
E
F

LOW VOLTAGE

HIGH VOLTAGE



CONNECTIONS FOR STARTING ONLY:

LOW VOLTAGE

HIGH VOLTAGE



Notes: Downloaded from <http://dealerselectric.com>
Generated for Model #15036ET3E445TS-W22

Performed by:

Checked:

Customer:

W22 NEMA Premium - Ball Bearings

Three-phase induction motor
Frame 444/5TS - IP55

28-SEP-2016

