



Dealers Industrial Equipment

No.:

Date: 28-SEP-2016

Customer :

TECHNICAL PROPOSAL

Three-phase induction motor - Squirrel cage rotor

Product line : P-Base Motors : High Efficiency

Catalog Number : 15036EP3G445HP

List Price : \$19,540

Notes:

Downloaded from <http://dealerselectric.com>

Generated for Model #15036EP3G445HP

Performed by:

Checked:



Dealers Industrial Equipment

No.:

Date: 28-SEP-2016

DATA SHEET

Three-phase induction motor - Squirrel cage rotor

Customer :
 Product line : P-Base Motors : High Efficiency

Frame : 445HP
 Output : 150 HP
 Frequency : 60 Hz
 Poles : 2
 Full load speed : 3575 rpm
 Slip : 0.69 %
 Voltage : 460 V
 Rated current : 160 A
 Locked rotor current : 1070 A
 Locked rotor current (I_L/I_n) : 6.7
 No-load current : 38.0 A
 Full load torque : 217 lb.ft
 Locked rotor torque : 200 %
 Breakdown torque : 250 %
 Design : B
 Insulation class : F
 Temperature rise : 80 K
 Locked rotor time : 38 s (hot)
 Service factor : 1.15
 Duty cycle : S1
 Ambient temperature : -20°C - +40°C
 Altitude : 1000 m
 Degree of Protection : IP55
 Approximate weight : 1689 lb
 Moment of inertia : 33.508 sq.ft.lb
 Noise level : 86 dB(A)

	D.E.	N.D.E.	Load	Power factor	Efficiency (%)
Bearings	6316 C3	6314 C3	100%	0.91	94.5
Regreasing interval	1350 h	1802 h	75%	0.88	94.1
Grease amount	34 g	27 g	50%	0.83	93.0

Notes:
 Downloaded from <http://dealerselectric.com>
 Generated for Model #15036EP3G445HP

Performed by

Checked



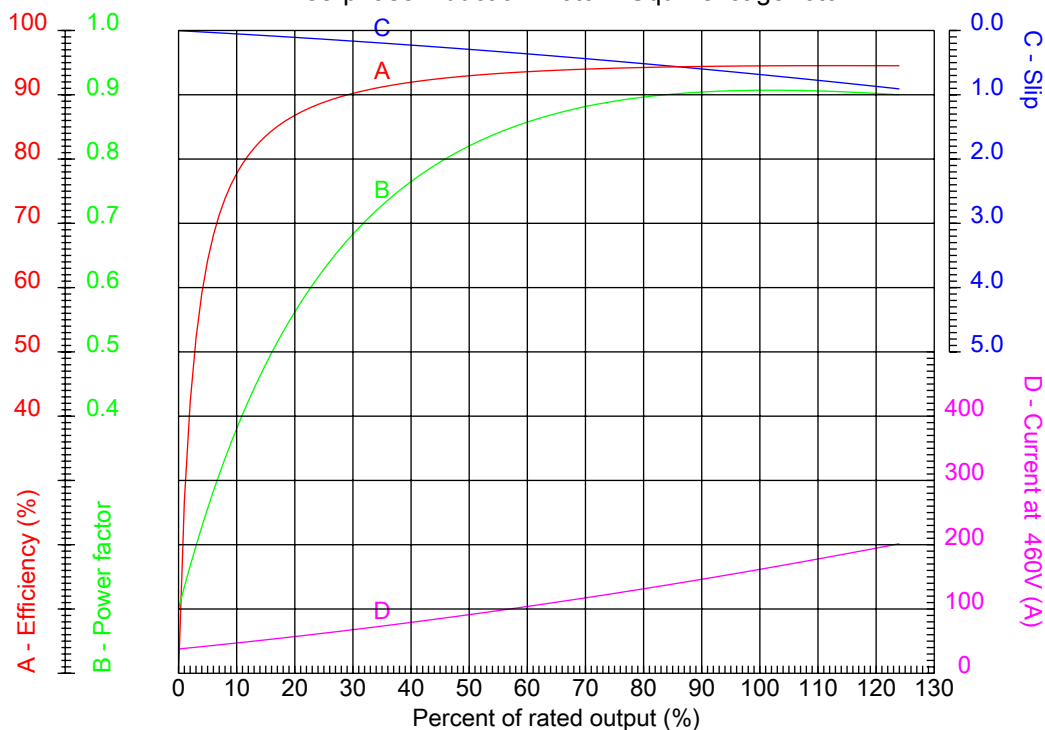
Dealers Industrial Equipment

No.:

Date: 28-SEP-2016

PERFORMANCE CURVES RELATED TO RATED OUTPUT

Three-phase induction motor - Squirrel cage rotor



Customer :
Product line : P-Base Motors : High Efficiency

Frame	: 445HP	Locked rotor current (I _l /I _n)	: 6.7
Output	: 150 HP	Duty cycle	: S1
Frequency	: 60 Hz	Service factor	: 1.15
Full load speed	: 3575 rpm	Design	: B
Voltage	: 460 V	Locked rotor torque	: 200 %
Rated current	: 160 A	Breakdown torque	: 250 %
Insulation class	: F		

Notes:
Downloaded from <http://dealerselectric.com>
Generated for Model #15036EP3G445HP

Performed by

Checked



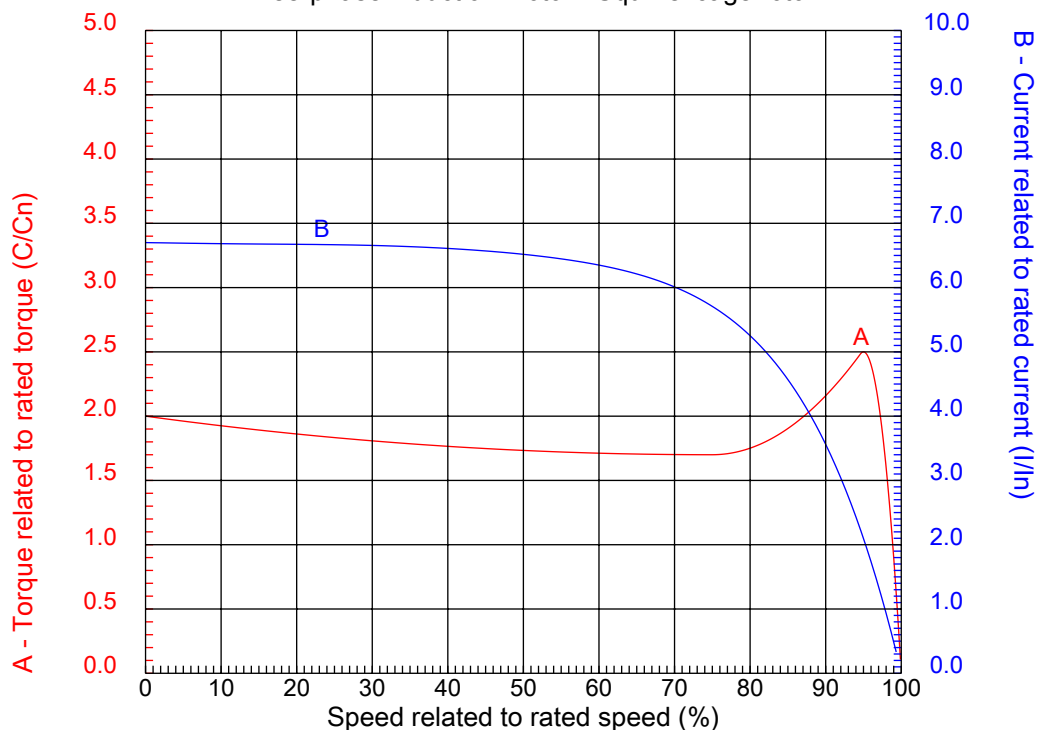
Dealers Industrial Equipment

No.:

Date: 28-SEP-2016

CHARACTERISTIC CURVES RELATED TO SPEED

Three-phase induction motor - Squirrel cage rotor



Customer :
Product line : P-Base Motors : High Efficiency

Frame	: 445HP	Locked rotor current (I _l /I _n)	: 6.7
Output	: 150 HP	Duty cycle	: S1
Frequency	: 60 Hz	Service factor	: 1.15
Full load speed	: 3575 rpm	Design	: B
Voltage	: 460 V	Locked rotor torque	: 200 %
Rated current	: 160 A	Breakdown torque	: 250 %
Insulation class	: F		

Notes:
Downloaded from <http://dealerselectric.com>
Generated for Model #15036EP3G445HP

Performed by

Checked

1 2 3 4 5 6 7 8

A

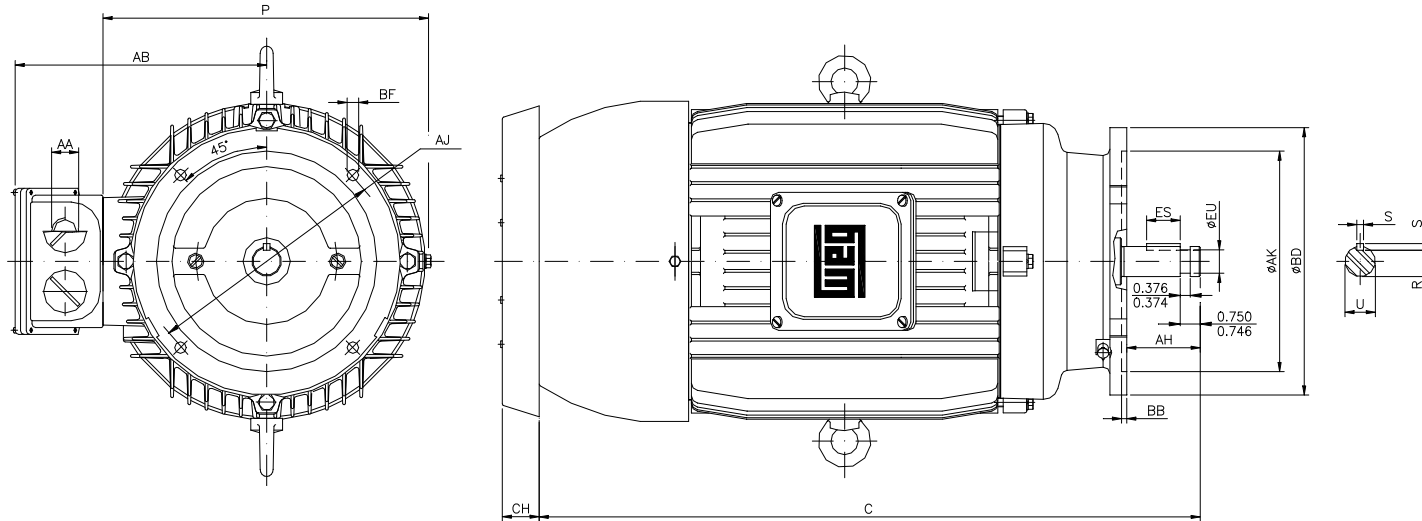
B

C

D

E

F



Notes: Downloaded from <http://dealerselectric.com>
Generated for Model #15036EP3G445HP

Performed by:

Checked:

Customer:

P-Base Motors : High Efficiency

Three-phase induction motor
Frame 445HP - IP55

28-SEP-2016



ES 3.150	S 0.500	EU 1.750	U 2.125	R 1.844
P 23.622	AH 4.500	AB 19.213	C 40.012	CH 3.504
AA 2xNPT 3"	Flange D-254	AJ 14.750	AK 13.500	BD 16.500
BF 0.687	BB 0.250			

1 2 3 4 5 6 7 8

A

PART-WINDING

WYE-DELTA

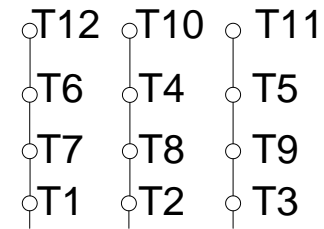
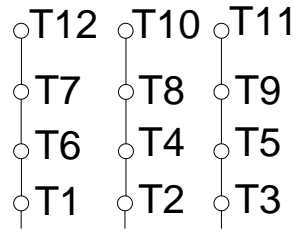
START

RUN

START

RUN

B



C

L1 L2 L3

L1 L2 L3

L1 L2 L3

L1 L2 L3

D

E

F

Notes: Downloaded from http://dealerselectric.com Generated for Model #15036EP3G445HP		
Performed by:		
Checked:		
Customer:		
P-Base Motors : High Efficiency		
Three-phase induction motor Frame 445HP - IP55	28-SEP-2016	