



Dealers Industrial Equipment

No.:

Date: 28-SEP-2016

Customer :

TECHNICAL PROPOSAL

Three-phase induction motor - Squirrel cage rotor

Product line : Three-Phase: W22 IE3 IEC Tru-Metric - TEFC (IP55) Cast Iron Frame

Catalog Number : 15018ET3Y315S/M-W22

List Price : \$21,772

Notes:

Downloaded from <http://dealerselectric.com>

Generated for Model #15018ET3Y315S/M-W22

Performed by:

Checked:



Dealers Industrial Equipment

No.:

Date: 28-SEP-2016

DATA SHEET

Three-phase induction motor - Squirrel cage rotor

Customer :
 Product line : Three-Phase: W22 IE3 IEC Tru-Metric - TEFC (IP55) Cast Iron Frame

Frame : 315S/M
 Output : 200 HP
 Frequency : 60 Hz
 Poles : 4
 Full load speed : 1790 rpm
 Slip : 0.56 %
 Voltage : 460 V
 Rated current : 228 A
 Locked rotor current : 1780 A
 Locked rotor current (I_L/I_n) : 7.8
 No-load current : 90.0 A
 Full load torque : 579 lb.ft
 Locked rotor torque : 280 %
 Breakdown torque : 280 %
 Design : ---
 Insulation class : F
 Temperature rise : 80 K
 Locked rotor time : 43 s (hot)
 Service factor : 1.25
 Duty cycle : S1
 Ambient temperature : -20°C - +40°C
 Altitude : 1000 m
 Degree of Protection : IP55
 Approximate weight : 2478 lb
 Moment of inertia : 105.15 sq.ft.lb
 Noise level : 75 dB(A)

	D.E.	N.D.E.
Bearings	6319 C3	6316 C3
Regreasing interval	8000 h	10000 h
Grease amount	45 g	34 g

Load	Power factor	Efficiency (%)
100%	0.86	96.2
75%	0.82	95.8
50%	0.72	94.5

Notes:
 Downloaded from <http://dealerselectric.com>
 Generated for Model #15018ET3Y315S/M-W22

Performed by

Checked



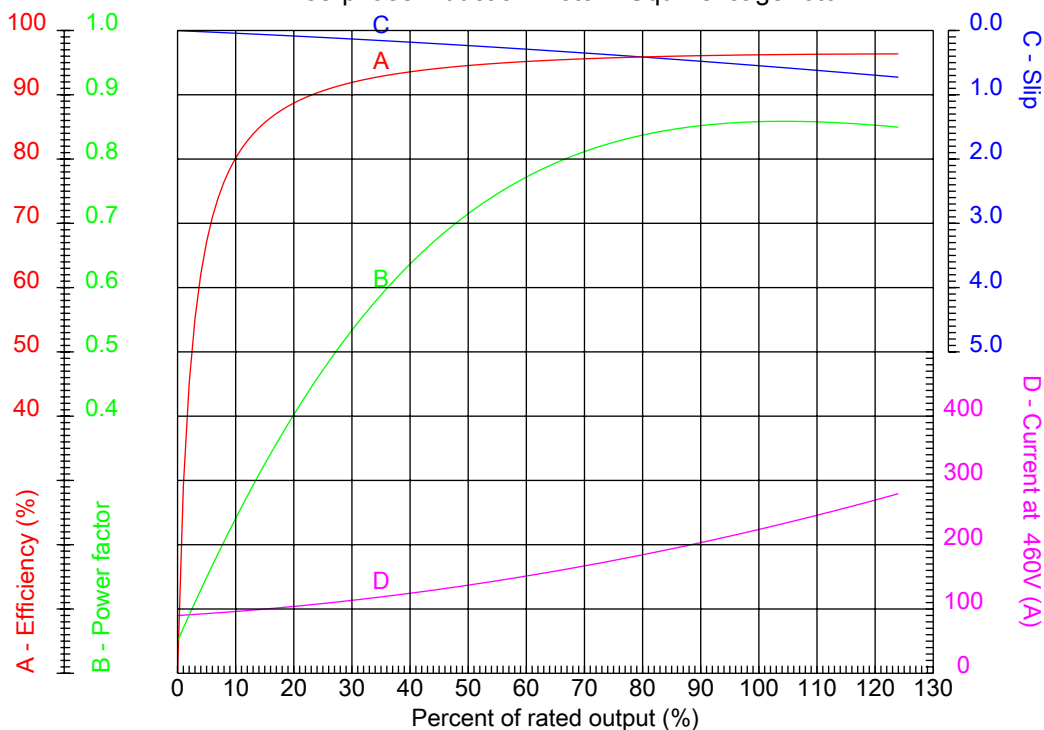
Dealers Industrial Equipment

No.:

Date: 28-SEP-2016

PERFORMANCE CURVES RELATED TO RATED OUTPUT

Three-phase induction motor - Squirrel cage rotor



Customer :
 Product line : Three-Phase: W22 IE3 IEC Tru-Metric - TEFC (IP55) Cast Iron Frame

Frame	: 315S/M	Locked rotor current (I _l /I _n)	: 7.8
Output	: 200 HP	Duty cycle	: S1
Frequency	: 60 Hz	Service factor	: 1.25
Full load speed	: 1790 rpm	Design	: ---
Voltage	: 460 V	Locked rotor torque	: 280 %
Rated current	: 228 A	Breakdown torque	: 280 %
Insulation class	: F		

Notes:
 Downloaded from <http://dealerselectric.com>
 Generated for Model #15018ET3Y315S/M-W22

Performed by

Checked



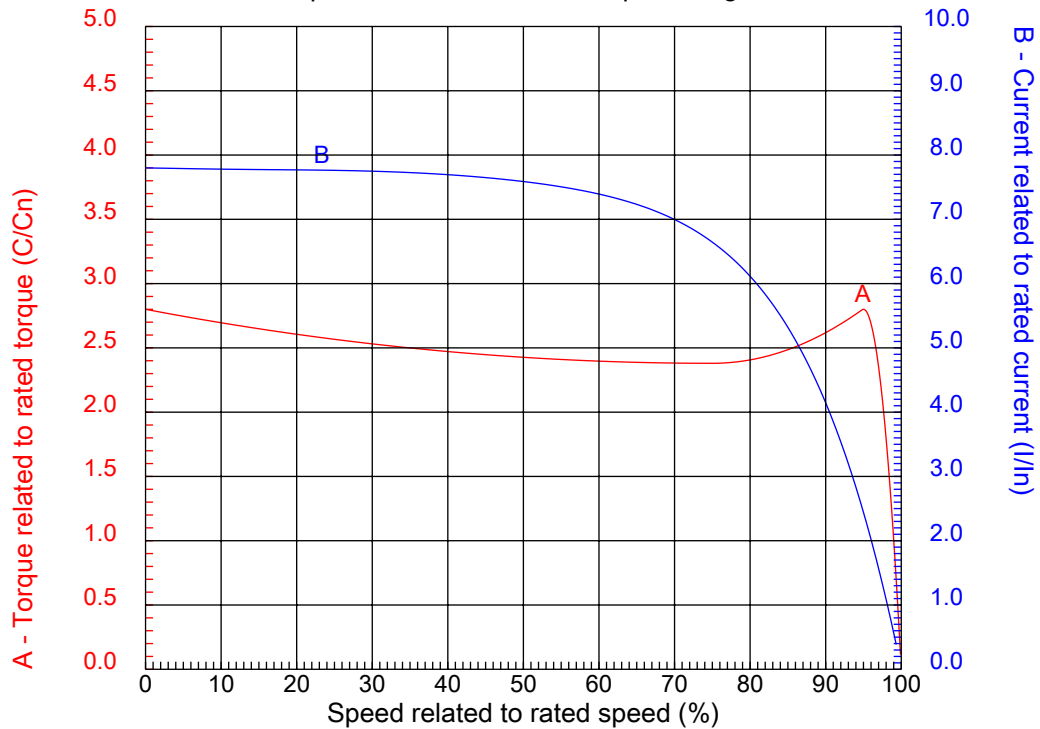
Dealers Industrial Equipment

No.:

Date: 28-SEP-2016

CHARACTERISTIC CURVES RELATED TO SPEED

Three-phase induction motor - Squirrel cage rotor



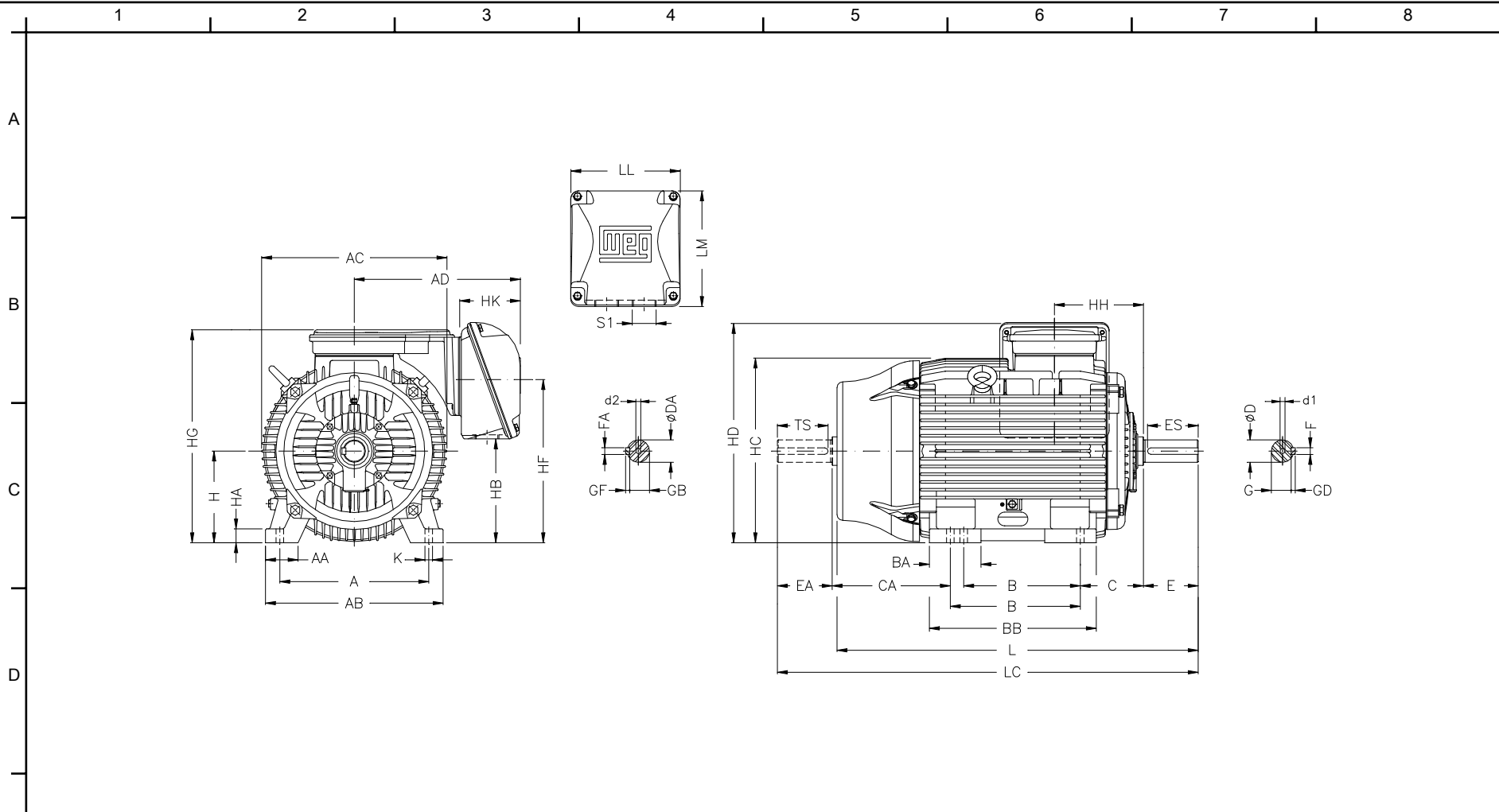
Customer :
Product line : Three-Phase: W22 IE3 IEC Tru-Metric - TEFC (IP55) Cast Iron Frame

Frame	: 315S/M	Locked rotor current (I/Iln)	: 7.8
Output	: 200 HP	Duty cycle	: S1
Frequency	: 60 Hz	Service factor	: 1.25
Full load speed	: 1790 rpm	Design	: ---
Voltage	: 460 V	Locked rotor torque	: 280 %
Rated current	: 228 A	Breakdown torque	: 280 %
Insulation class	: F		

Notes:
Downloaded from <http://dealerselectric.com>
Generated for Model #15018ET3Y315S/M-W22

Performed by

Checked



Notes: Downloaded from <http://dealerselectric.com>
 Generated for Model #15018ET3Y315S/M-W22

A	AA	AB	AC	AD
508	120	630	657	525
B	BA	BB	C	CA
406/457	184	621	216	494/443
D	E	ES	F	G
80m6	170	160	22	71
GD	DA	EA	TS	FA
14	65m6	140	125	18
GB	GF	H	HA	HC
58	11	315	48	644
HD	K	L	LC	S1
768	28	1274	1426	2xM63x1,5
d1	d2			
DM20	DM20			

Performed by:	
Checked:	
Customer:	
Three-Phase: W22 IE3 IEC Tru-Metric - TEFC (IP55) Cast Iron Frame	
Three-phase induction motor Frame 315S/M - IP55	28-SEP-2016

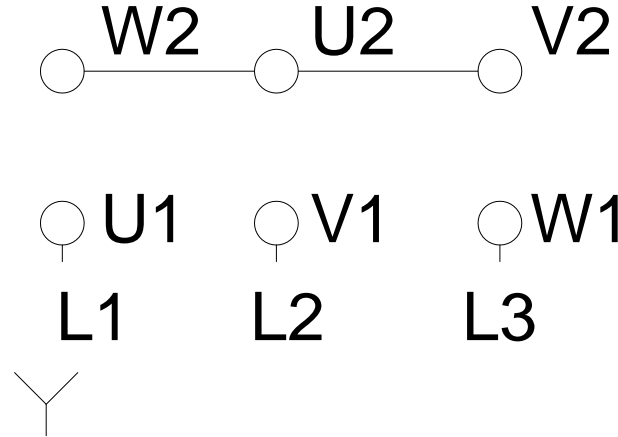
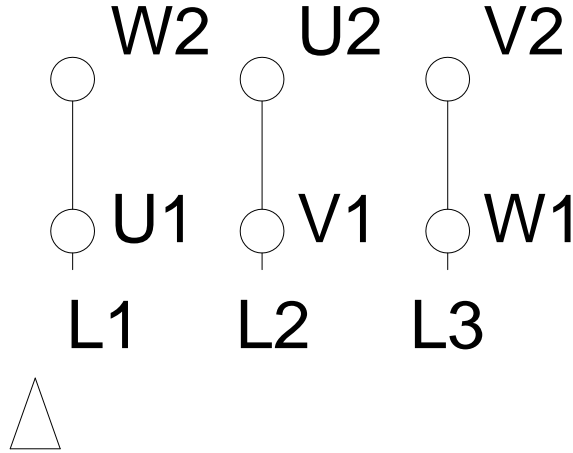


1 2 3 4 5 6 7 8

LOW VOLTAGE

HIGH VOLTAGE

A
B
C
D
E
F



Notes: Downloaded from <http://dealerselectric.com>
 Generated for Model #15018ET3Y315S/M-W22

Performed by:

Checked:

Customer:

Three-Phase: W22 IE3 IEC Tru-Metric - TEFC (IP55) Cast Iron Frame

Three-phase induction motor
 Frame 315S/M - IP55

28-SEP-2016

