



# Dealers Industrial Equipment

No.:

Date: 28-SEP-2016

Customer :

## TECHNICAL PROPOSAL

### Three-phase induction motor - Squirrel cage rotor

Product line : W22 NEMA Premium - Ball Bearings

Catalog Number : 12512ET3G445T-W22

List Price : \$17,947

#### Notes:

Downloaded from <http://dealerselectric.com>

Generated for Model #12512ET3G445T-W22

Performed by:

Checked:



# Dealers Industrial Equipment

No.:

Date: 28-SEP-2016

## DATA SHEET Three-phase induction motor - Squirrel cage rotor

Customer :  
 Product line : W22 NEMA Premium - Ball Bearings

Frame : 444/5T  
 Output : 125 HP  
 Frequency : 60 Hz  
 Poles : 6  
 Full load speed : 1185 rpm  
 Slip : 1.25 %  
 Voltage : 460 V  
 Rated current : 143 A  
 Locked rotor current : 915 A  
 Locked rotor current (I<sub>L</sub>/I<sub>n</sub>) : 6.4  
 No-load current : 56.0 A  
 Full load torque : 547 lb.ft  
 Locked rotor torque : 210 %  
 Breakdown torque : 240 %  
 Design : B  
 Insulation class : F  
 Temperature rise : 80 K  
 Locked rotor time : 19 s (hot)  
 Service factor : 1.15  
 Duty cycle : S1  
 Ambient temperature : -20°C - +40°C  
 Altitude : 1000 m  
 Degree of Protection : IP55  
 Approximate weight : 1751 lb  
 Moment of inertia : 103.62 sq.ft.lb  
 Noise level : 69 dB(A)

	D.E.	N.D.E.
Bearings	6319 C3	6316 C3
Regreasing interval	13000 h	16000 h
Grease amount	45 g	34 g

Load	Power factor	Efficiency (%)
100%	0.83	95.0
75%	0.79	95.4
50%	0.70	95.0

Notes:  
 Downloaded from <http://dealerselectric.com>  
 Generated for Model #12512ET3G445T-W22

Performed by

Checked



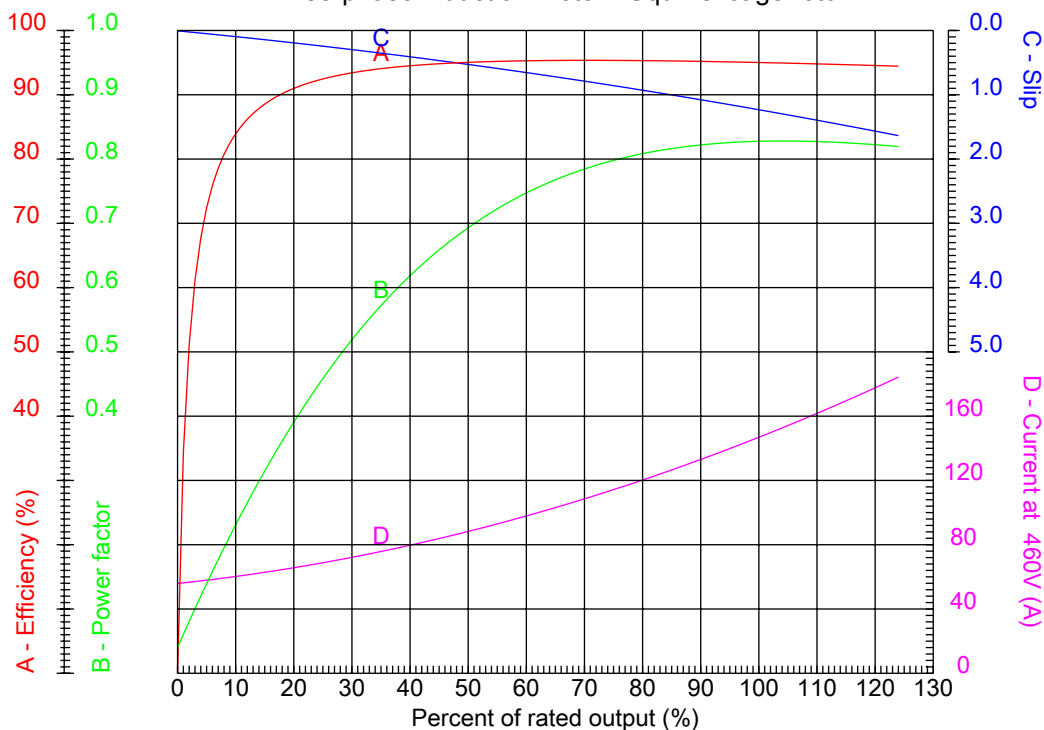
# Dealers Industrial Equipment

No.:

Date: 28-SEP-2016

## PERFORMANCE CURVES RELATED TO RATED OUTPUT

Three-phase induction motor - Squirrel cage rotor



Customer :  
 Product line : W22 NEMA Premium - Ball Bearings

Frame	: 444/5T	Locked rotor current (I <sub>l</sub> /I <sub>n</sub> )	: 6.4
Output	: 125 HP	Duty cycle	: S1
Frequency	: 60 Hz	Service factor	: 1.15
Full load speed	: 1185 rpm	Design	: B
Voltage	: 460 V	Locked rotor torque	: 210 %
Rated current	: 143 A	Breakdown torque	: 240 %
Insulation class	: F		

Notes:  
 Downloaded from <http://dealerselectric.com>  
 Generated for Model #12512ET3G445T-W22

Performed by

Checked



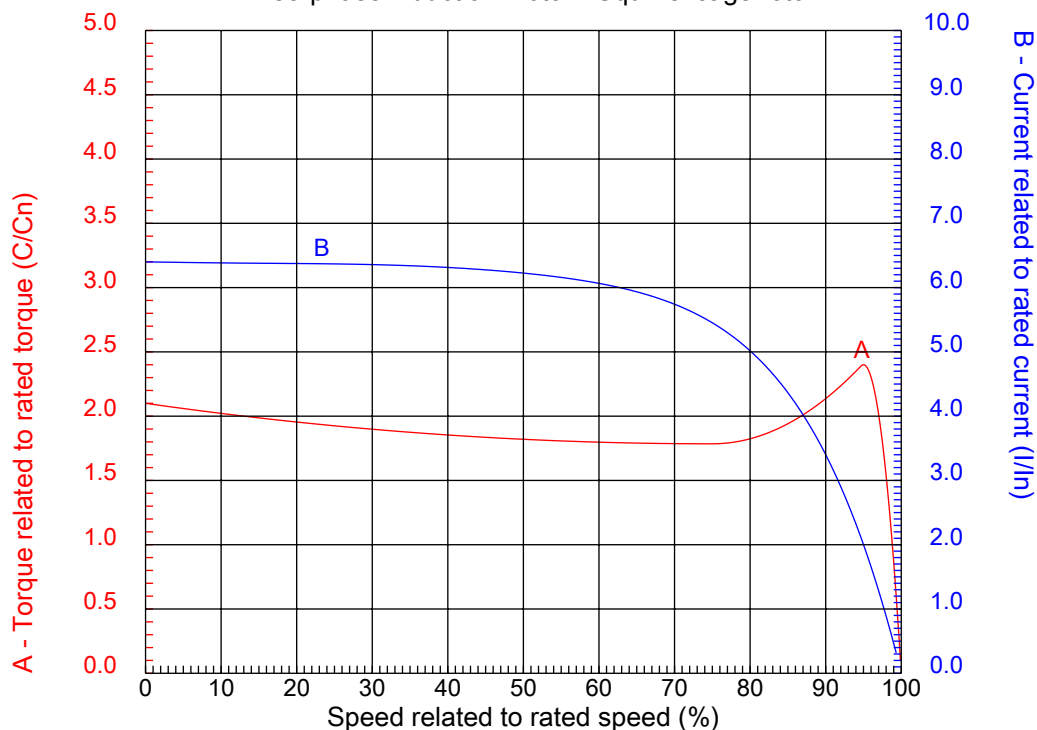
# Dealers Industrial Equipment

No.:

Date: 28-SEP-2016

## CHARACTERISTIC CURVES RELATED TO SPEED

Three-phase induction motor - Squirrel cage rotor



Customer :  
Product line : W22 NEMA Premium - Ball Bearings

Frame	: 444/5T	Locked rotor current (I <sub>l</sub> /I <sub>n</sub> )	: 6.4
Output	: 125 HP	Duty cycle	: S1
Frequency	: 60 Hz	Service factor	: 1.15
Full load speed	: 1185 rpm	Design	: B
Voltage	: 460 V	Locked rotor torque	: 210 %
Rated current	: 143 A	Breakdown torque	: 240 %
Insulation class	: F		

Notes:  
Downloaded from <http://dealerselectric.com>  
Generated for Model #12512ET3G445T-W22

Performed by

Checked

1 2 3 4 5 6 7 8

A

B

C

D

E

F



Notes: Downloaded from <http://dealerselectric.com>  
Generated for Model #12512ET3G445T-W22

Performed by:

Checked:

Customer:

W22 NEMA Premium - Ball Bearings

Three-phase induction motor  
Frame 444/5T - IP55

28-SEP-2016



2E 18.000	J 3.937	A 21.929	P 23.583	AB 18.570
2F 14.500/16.500	K 5.866	B 20.315	BA 7.500	U 3.375
N-W 8.500	ES 7.087	S 0.875	R 2.880	depth 0.875
D 11.000	G 1.630	HB 5.687	O 22.795	HH 15.748
HK 5.970	EV 1.929	H 0.810	C 45.157	LL 12.362
LM 12.283	AA 2xNPT 3"	d1 DUNC 3/4"-10		

1 2 3 4 5 6 7 8

A

### PART-WINDING

### WYE-DELTA

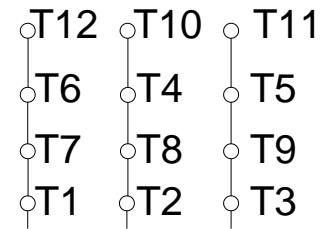
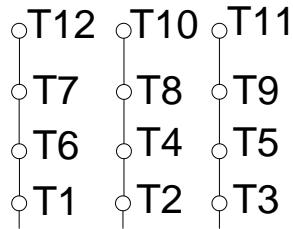
#### START

#### RUN

#### START

#### RUN

B



C

L1 L2 L3

L1 L2 L3

L1 L2 L3

L1 L2 L3

D

E

F

Notes: Downloaded from <http://dealerselectric.com>  
 Generated for Model #12512ET3G445T-W22

Performed by:

Checked:

Customer:

W22 NEMA Premium - Ball Bearings

Three-phase induction motor  
 Frame 444/5T - IP55

28-SEP-2016

