



Dealers Industrial Equipment

No.:

Date: 28-SEP-2016

Customer :

TECHNICAL PROPOSAL

Three-phase induction motor - Squirrel cage rotor

Product line : W22 NEMA Premium - Ball Bearings

Catalog Number : 12509ET3G447T-W22

List Price : \$28,175

Notes:

Downloaded from <http://dealerselectric.com>

Generated for Model #12509ET3G447T-W22

Performed by:

Checked:



Dealers Industrial Equipment

No.:

Date: 28-SEP-2016

DATA SHEET Three-phase induction motor - Squirrel cage rotor

Customer :
Product line : W22 NEMA Premium - Ball Bearings

Frame : 445/7T
Output : 125 HP
Frequency : 60 Hz
Poles : 8
Full load speed : 890 rpm
Slip : 1.11 %
Voltage : 460 V
Rated current : 151 A
Locked rotor current : 906 A
Locked rotor current (I_L/I_n) : 6.0
No-load current : 65.0 A
Full load torque : 728 lb.ft
Locked rotor torque : 180 %
Breakdown torque : 210 %
Design : B
Insulation class : F
Temperature rise : 80 K
Locked rotor time : 17 s (hot)
Service factor : 1.15
Duty cycle : S1
Ambient temperature : -20°C - +40°C
Altitude : 1000 m
Degree of Protection : IP55
Approximate weight : 1887 lb
Moment of inertia : 103.62 sq.ft.lb
Noise level : 63 dB(A)

	D.E.	N.D.E.
Bearings	6319 C3	6316 C3
Regreasing interval	17000 h	20000 h
Grease amount	45 g	34 g

Load	Power factor	Efficiency (%)
100%	0.79	94.5
75%	0.74	94.5
50%	0.64	94.5

Notes:

Downloaded from <http://dealerselectric.com>
Generated for Model #12509ET3G447T-W22

Performed by

Checked



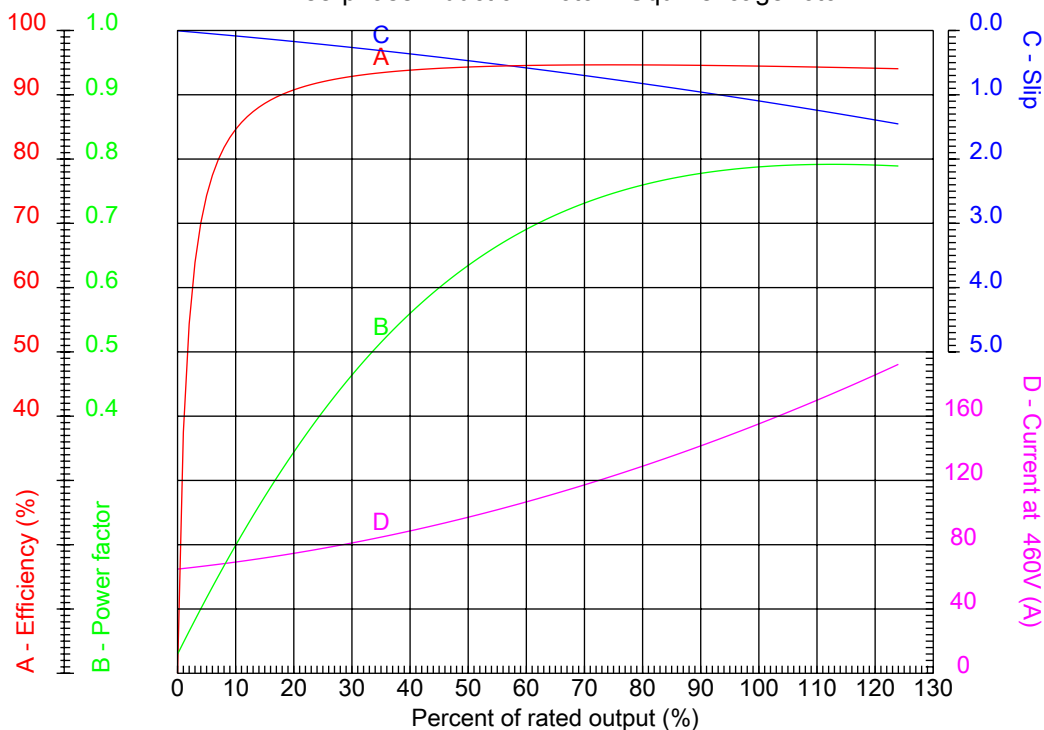
Dealers Industrial Equipment

No.:

Date: 28-SEP-2016

PERFORMANCE CURVES RELATED TO RATED OUTPUT

Three-phase induction motor - Squirrel cage rotor



Customer :
Product line : W22 NEMA Premium - Ball Bearings

Frame	: 445/7T	Locked rotor current (I _l /I _n)	: 6.0
Output	: 125 HP	Duty cycle	: S1
Frequency	: 60 Hz	Service factor	: 1.15
Full load speed	: 890 rpm	Design	: B
Voltage	: 460 V	Locked rotor torque	: 180 %
Rated current	: 151 A	Breakdown torque	: 210 %
Insulation class	: F		

Notes:
Downloaded from <http://dealerselectric.com>
Generated for Model #12509ET3G447T-W22

Performed by

Checked



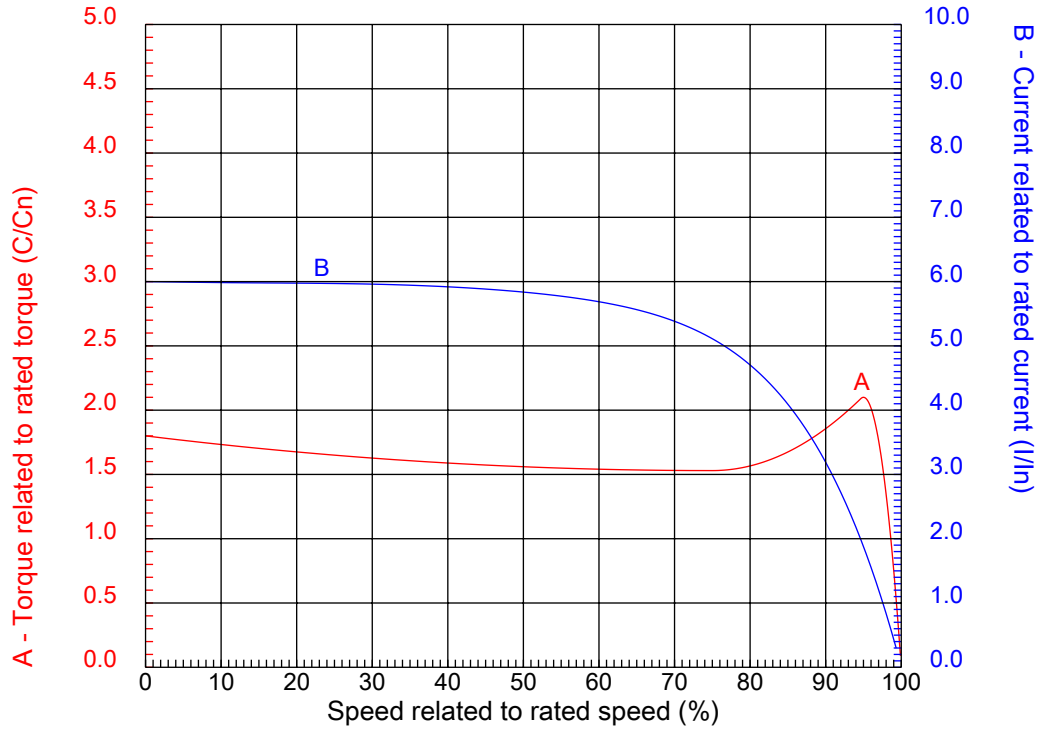
Dealers Industrial Equipment

No.:

Date: 28-SEP-2016

CHARACTERISTIC CURVES RELATED TO SPEED

Three-phase induction motor - Squirrel cage rotor



Customer :
Product line : W22 NEMA Premium - Ball Bearings

Frame	: 445/7T	Locked rotor current (I _l /I _n)	: 6.0
Output	: 125 HP	Duty cycle	: S1
Frequency	: 60 Hz	Service factor	: 1.15
Full load speed	: 890 rpm	Design	: B
Voltage	: 460 V	Locked rotor torque	: 180 %
Rated current	: 151 A	Breakdown torque	: 210 %
Insulation class	: F		

Notes:
Downloaded from <http://dealerselectric.com>
Generated for Model #12509ET3G447T-W22

Performed by

Checked

1 2 3 4 5 6 7 8

A

B

C

D

E

F



Notes: Downloaded from <http://dealerselectric.com>
Generated for Model #12509ET3G447T-W22

2E 18.000	J 3.937	A 21.929	P 23.583	AB 20.559
2F 16.500/20.000	K 7.244	B 23.897	BA 7.500	U 3.375
N-W 8.500	ES 7.087	S 0.875	R 2.880	depth 0.875
D 11.000	G 1.654	HB 12.488	O 22.795	HD 27.527
HF 20.724	HG 26.830	HH 11.811	HK 6.929	EV 1.929
H 0.810	C 48.701	LL 14.921	LM 15.039	AA 2xNPT 3"
d1 DUNC 3/4"-10				

Performed by:


Checked:

Customer:

W22 NEMA Premium - Ball Bearings

Three-phase induction motor
Frame 445/7T - IP55

28-SEP-2016



1 2 3 4 5 6 7 8

A

PART-WINDING

WYE-DELTA

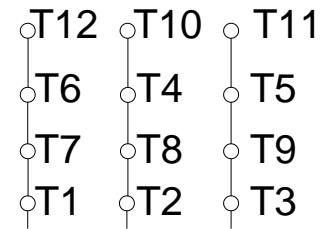
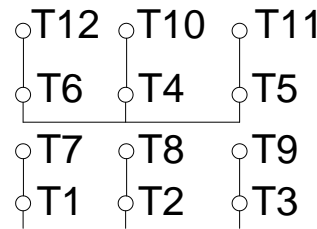
START

RUN

START

RUN

B



C

L1 L2 L3

L1 L2 L3

L1 L2 L3

L1 L2 L3

D

E

F

Notes: Downloaded from <http://dealerselectric.com>
 Generated for Model #12509ET3G447T-W22

Performed by:

Checked:

Customer:

W22 NEMA Premium - Ball Bearings

Three-phase induction motor
Frame 445/7T - IP55

28-SEP-2016

