



Dealers Industrial Equipment

No.:

Date: 28-SEP-2016

Customer :

TECHNICAL PROPOSAL

Three-phase induction motor - Squirrel cage rotor

Product line : P-Base Motors : High Efficiency

Catalog Number : 10036EP3G405HP

List Price : \$12,293

Notes:

Downloaded from <http://dealerselectric.com>

Generated for Model #10036EP3G405HP

Performed by:

Checked:



Dealers Industrial Equipment

No.:

Date: 28-SEP-2016

DATA SHEET Three-phase induction motor - Squirrel cage rotor

Customer :
Product line : P-Base Motors : High Efficiency

Frame : 405HP
Output : 100 HP
Frequency : 60 Hz
Poles : 2
Full load speed : 3550 rpm
Slip : 1.39 %
Voltage : 460 V
Rated current : 113 A
Locked rotor current : 723 A
Locked rotor current (I_L/I_n) : 6.4
No-load current : 30.0 A
Full load torque : 146 lb.ft
Locked rotor torque : 200 %
Breakdown torque : 240 %
Design : B
Insulation class : F
Temperature rise : 80 K
Locked rotor time : 38 s (hot)
Service factor : 1.25
Duty cycle : S1
Ambient temperature : -20°C - +40°C
Altitude : 1000 m
Degree of Protection : IP55
Approximate weight : 1023 lb
Moment of inertia : 11.919 sq.ft.lb
Noise level : 85 dB(A)

	D.E.	N.D.E.
Bearings	6316 C3	6314 C3
Regreasing interval	1350 h	1802 h
Grease amount	34 g	27 g

Load	Power factor	Efficiency (%)
100%	0.89	93.6
75%	0.88	93.6
50%	0.84	91.7

Notes:
Downloaded from <http://dealerselectric.com>
Generated for Model #10036EP3G405HP

Performed by

Checked



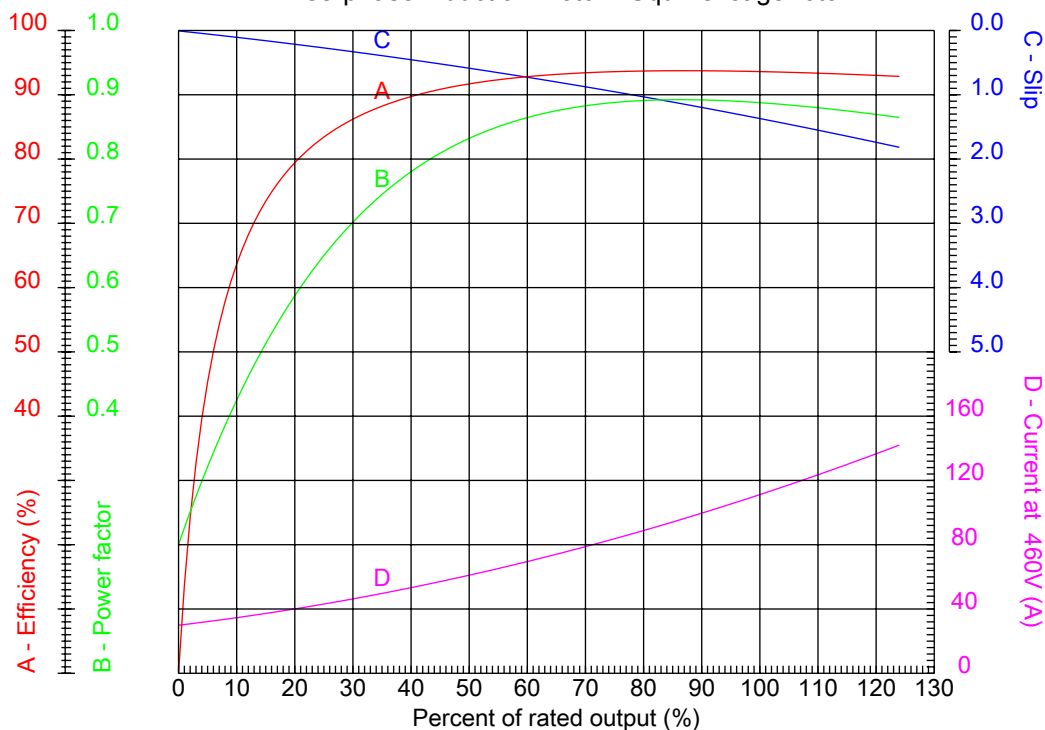
Dealers Industrial Equipment

No.:

Date: 28-SEP-2016

PERFORMANCE CURVES RELATED TO RATED OUTPUT

Three-phase induction motor - Squirrel cage rotor



Customer :
Product line : P-Base Motors : High Efficiency

Frame	: 405HP	Locked rotor current (I _l /I _n)	: 6.4
Output	: 100 HP	Duty cycle	: S1
Frequency	: 60 Hz	Service factor	: 1.25
Full load speed	: 3550 rpm	Design	: B
Voltage	: 460 V	Locked rotor torque	: 200 %
Rated current	: 113 A	Breakdown torque	: 240 %
Insulation class	: F		

Notes:
Downloaded from <http://dealerselectric.com>
Generated for Model #10036EP3G405HP

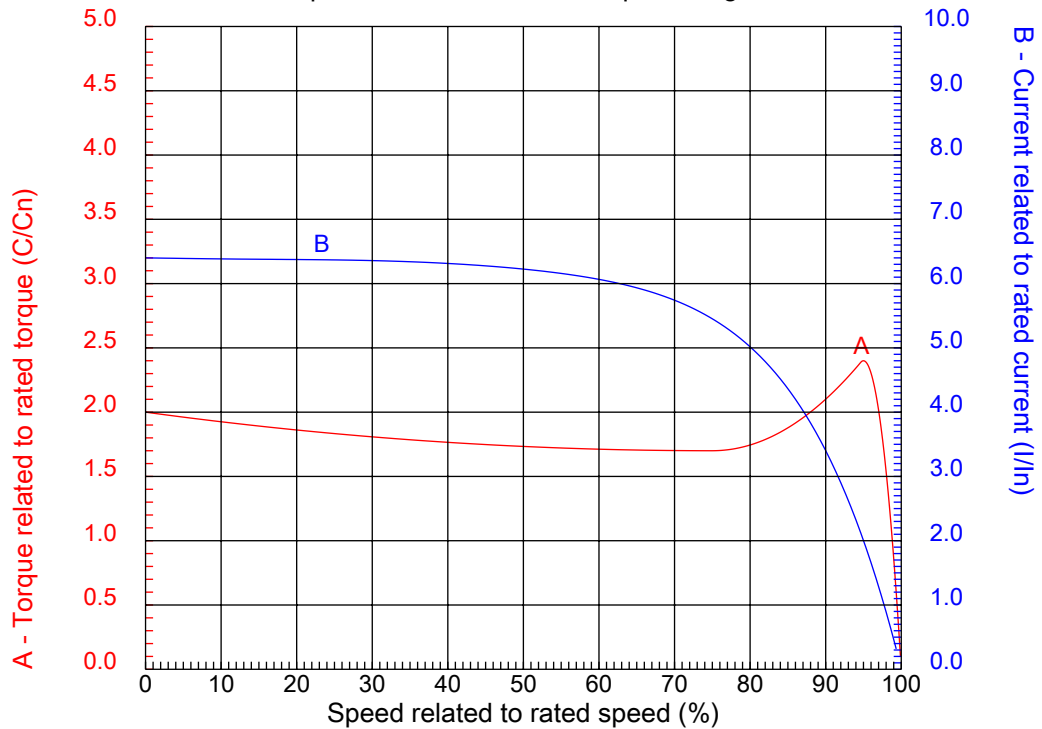
Performed by

Checked



CHARACTERISTIC CURVES RELATED TO SPEED

Three-phase induction motor - Squirrel cage rotor



Customer :
Product line : P-Base Motors : High Efficiency

Frame	: 405HP	Locked rotor current (I _l /I _n)	: 6.4
Output	: 100 HP	Duty cycle	: S1
Frequency	: 60 Hz	Service factor	: 1.25
Full load speed	: 3550 rpm	Design	: B
Voltage	: 460 V	Locked rotor torque	: 200 %
Rated current	: 113 A	Breakdown torque	: 240 %
Insulation class	: F		

Notes:
Downloaded from <http://dealerselectric.com>
Generated for Model #10036EP3G405HP

Performed by

Checked

1 2 3 4 5 6 7 8

A

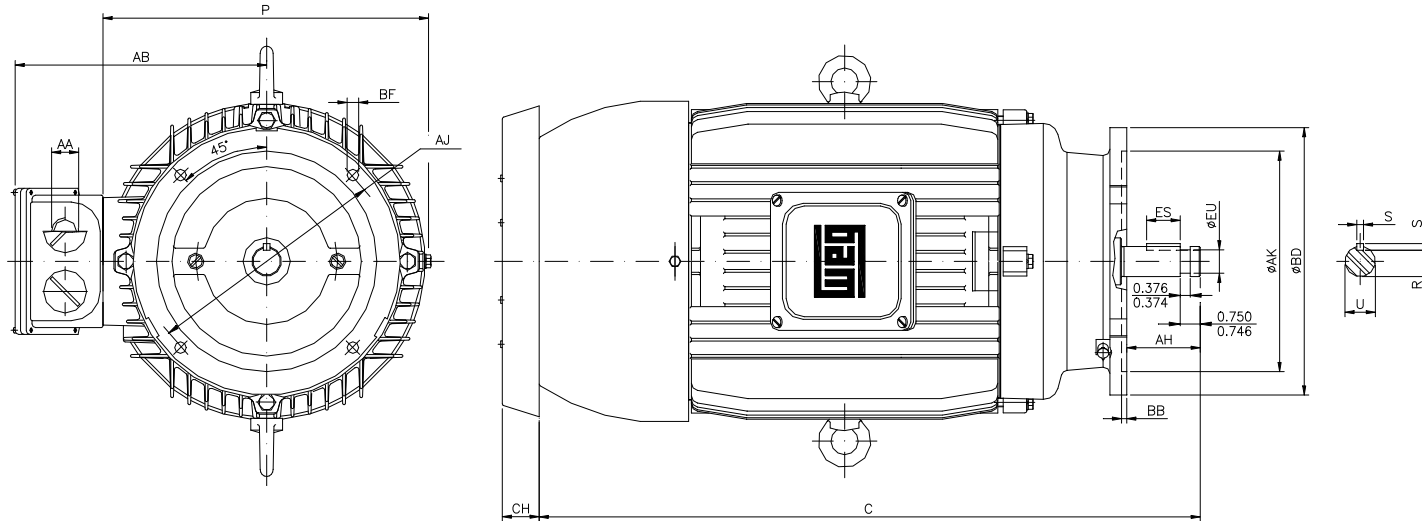
B

C

D

E

F



Notes: Downloaded from <http://dealerselectric.com>
Generated for Model #10036EP3G405HP

Performed by:

Checked:

Customer:

P-Base Motors : High Efficiency

Three-phase induction motor
Frame 405HP - IP55

28-SEP-2016



ES 3.150	S 0.375	EU 1.250	U 1.625	R 1.415
P 18.740	AH 4.500	AB 16.380	C 36.674	CH 3.110
AA NPT 3"	Flange D-254	AJ 14.750	AK 13.500	BD 16.500
BF 0.687	BB 0.250			

1 2 3 4 5 6 7 8

A

PART-WINDING

WYE-DELTA

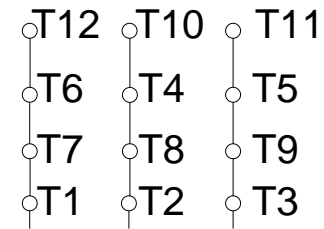
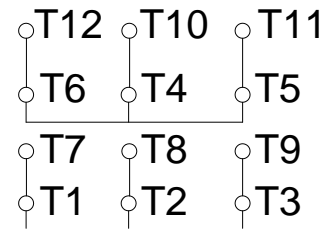
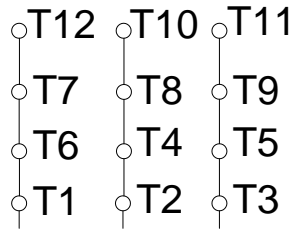
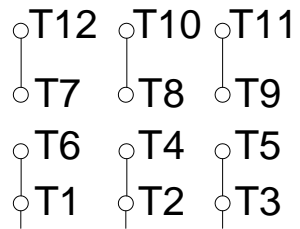
START

RUN

START

RUN

B



C

L1 L2 L3

L1 L2 L3

L1 L2 L3

L1 L2 L3

D

E

F

Notes: Downloaded from http://dealerselectric.com Generated for Model #10036EP3G405HP		
Performed by:		
Checked:		
Customer:		
P-Base Motors : High Efficiency		
Three-phase induction motor Frame 405HP - IP55	28-SEP-2016	