



# Dealers Industrial Equipment

No.:

Date: 28-SEP-2016

Customer :

## TECHNICAL PROPOSAL

### Three-phase induction motor - Squirrel cage rotor

Product line : P-Base Motors : High Efficiency

Catalog Number : 10036EP3E405HP

List Price : \$12,293

#### Notes:

Downloaded from <http://dealerselectric.com>

Generated for Model #10036EP3E405HP

Performed by:

Checked:



# Dealers Industrial Equipment

No.:

Date: 28-SEP-2016

## DATA SHEET Three-phase induction motor - Squirrel cage rotor

Customer :  
Product line : P-Base Motors : High Efficiency

Frame : 405HP  
Output : 100 HP  
Frequency : 60 Hz  
Poles : 2  
Full load speed : 3550 rpm  
Slip : 1.39 %  
Voltage : 230/460 V  
Rated current : 226/113 A  
Locked rotor current : 1450/723 A  
Locked rotor current (I<sub>L</sub>/I<sub>n</sub>) : 6.4  
No-load current : 60.0/30.0 A  
Full load torque : 146 lb.ft  
Locked rotor torque : 200 %  
Breakdown torque : 240 %  
Design : B  
Insulation class : F  
Temperature rise : 80 K  
Locked rotor time : 38 s (hot)  
Service factor : 1.25  
Duty cycle : S1  
Ambient temperature : -20°C - +40°C  
Altitude : 1000 m  
Degree of Protection : IP55  
Approximate weight : 1023 lb  
Moment of inertia : 11.919 sq.ft.lb  
Noise level : 85 dB(A)

	D.E.	N.D.E.
Bearings	6316 C3	6314 C3
Regreasing interval	1350 h	1802 h
Grease amount	34 g	27 g

Load	Power factor	Efficiency (%)
100%	0.89	93.6
75%	0.88	93.6
50%	0.84	91.7

Notes:  
Downloaded from <http://dealerselectric.com>  
Generated for Model #10036EP3E405HP

Performed by

Checked



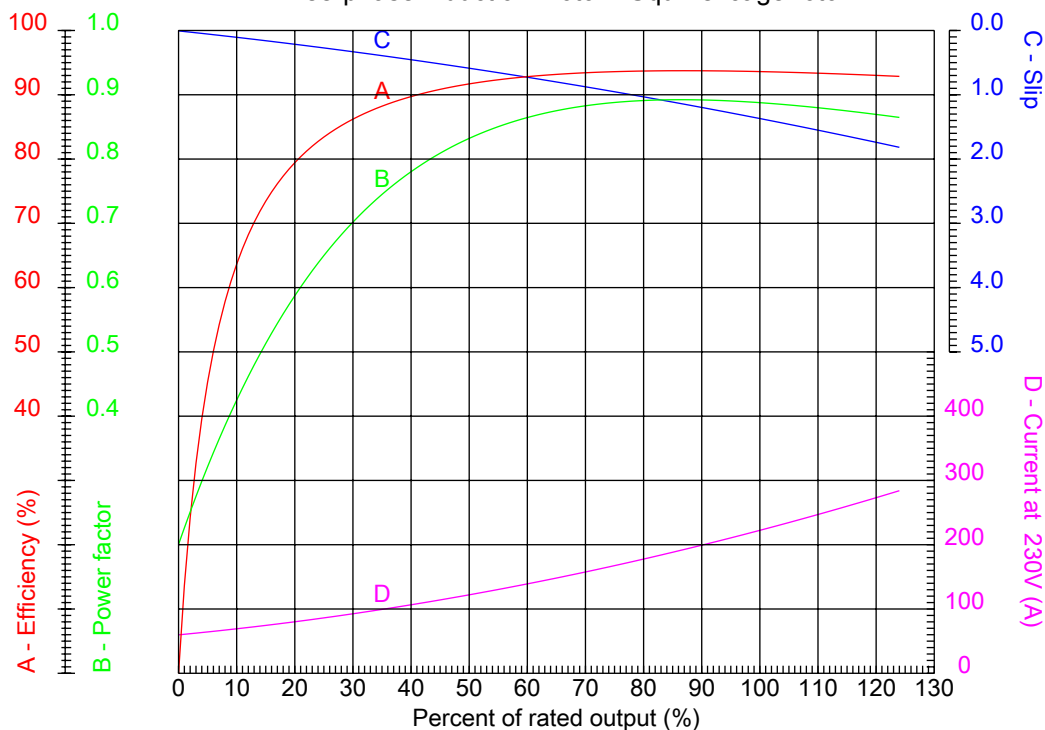
# Dealers Industrial Equipment

No.:

Date: 28-SEP-2016

## PERFORMANCE CURVES RELATED TO RATED OUTPUT

Three-phase induction motor - Squirrel cage rotor



Customer :  
Product line : P-Base Motors : High Efficiency

Frame : 405HP	Locked rotor current (I <sub>L</sub> /I <sub>n</sub> ) : 6.4
Output : 100 HP	Duty cycle : S1
Frequency : 60 Hz	Service factor : 1.25
Full load speed : 3550 rpm	Design : B
Voltage : 230/460 V	Locked rotor torque : 200 %
Rated current : 226/113 A	Breakdown torque : 240 %
Insulation class : F	

Notes:  
Downloaded from <http://dealerselectric.com>  
Generated for Model #10036EP3E405HP

Performed by

Checked



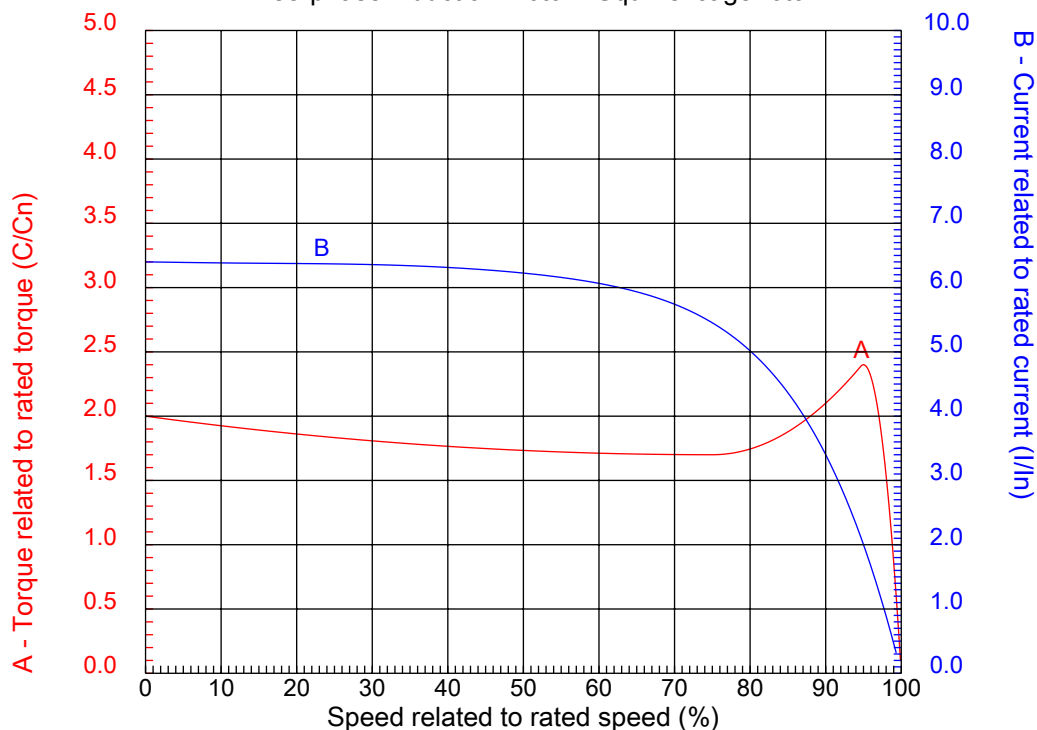
# Dealers Industrial Equipment

No.:

Date: 28-SEP-2016

## CHARACTERISTIC CURVES RELATED TO SPEED

Three-phase induction motor - Squirrel cage rotor



Customer :  
Product line : P-Base Motors : High Efficiency

Frame	: 405HP	Locked rotor current (I <sub>l</sub> /I <sub>h</sub> )	: 6.4
Output	: 100 HP	Duty cycle	: S1
Frequency	: 60 Hz	Service factor	: 1.25
Full load speed	: 3550 rpm	Design	: B
Voltage	: 230/460 V	Locked rotor torque	: 200 %
Rated current	: 226/113 A	Breakdown torque	: 240 %
Insulation class	: F		

Notes:  
Downloaded from <http://dealerselectric.com>  
Generated for Model #10036EP3E405HP

Performed by

Checked

1 2 3 4 5 6 7 8

A

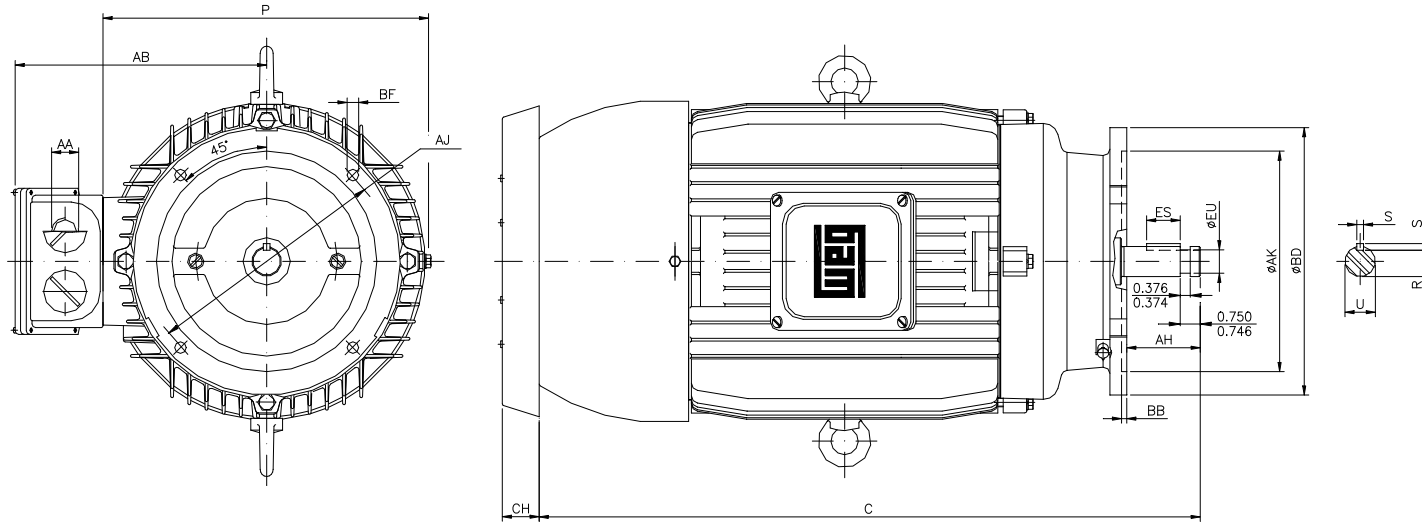
B

C

D

E

F



Notes: Downloaded from <http://dealerselectric.com>  
Generated for Model #10036EP3E405HP

Performed by:

Checked:

Customer:

P-Base Motors : High Efficiency

ES 3.150	S 0.375	EU 1.250	U 1.625	R 1.415
P 18.740	AH 4.500	AB 16.380	C 36.674	CH 3.110
AA NPT 3"	Flange D-254	AJ 14.750	AK 13.500	BD 16.500
BF 0.687	BB 0.250			

Three-phase induction motor  
Frame 405HP - IP55

28-SEP-2016



1 2 3 4 5 6 7 8

A  
B  
C  
D  
E  
F

LOW VOLTAGE

HIGH VOLTAGE



CONNECTIONS FOR STARTING ONLY:

LOW VOLTAGE

HIGH VOLTAGE



Notes: Downloaded from <http://dealerselectric.com>  
Generated for Model #10036EP3E405HP

Performed by:

Checked:

Customer:

P-Base Motors : High Efficiency

Three-phase induction motor  
Frame 405HP - IP55

28-SEP-2016

