



Dealers Industrial Equipment

No.:

Date: 27-SEP-2016

Customer :

TECHNICAL PROPOSAL

Three-phase induction motor - Squirrel cage rotor

Product line : W22 NEMA Premium - Ball Bearings

Catalog Number : 10018ET3E405TS-W22

List Price : \$11,689

Notes:

Downloaded from <http://dealerselectric.com>

Generated for Model #10018ET3E405TS-W22

Performed by:

Checked:



# Dealers Industrial Equipment

No.:

Date: 27-SEP-2016

## DATA SHEET Three-phase induction motor - Squirrel cage rotor

Customer :  
 Product line : W22 NEMA Premium - Ball Bearings

Frame : 404/5TS  
 Output : 100 HP  
 Frequency : 60 Hz  
 Poles : 4  
 Full load speed : 1775 rpm  
 Slip : 1.39 %  
 Voltage : 208-230/460 V  
 Rated current : 245-222/111 A  
 Locked rotor current : 1620/810 A  
 Locked rotor current (I<sub>L</sub>/I<sub>n</sub>) : 7.3  
 No-load current : 76.0/38.0 A  
 Full load torque : 292 lb.ft  
 Locked rotor torque : 240 %  
 Breakdown torque : 260 %  
 Design : B  
 Insulation class : F  
 Temperature rise : 80 K  
 Locked rotor time : 13 s (hot)  
 Service factor : 1.25  
 Duty cycle : S1  
 Ambient temperature : -20°C - +40°C  
 Altitude : 1000 m  
 Degree of Protection : IP55  
 Approximate weight : 1140 lb  
 Moment of inertia : 29.894 sq.ft.lb  
 Noise level : 68 dB(A)

	D.E.	N.D.E.
Bearings	6314 C3	6314 C3
Regreasing interval	12000 h	12000 h
Grease amount	27 g	27 g

Load	Power factor	Efficiency (%)
100%	0.88	95.4
75%	0.84	95.0
50%	0.77	95.0

Notes:  
 Downloaded from <http://dealerselectric.com>  
 Generated for Model #10018ET3E405TS-W22

Performed by

Checked



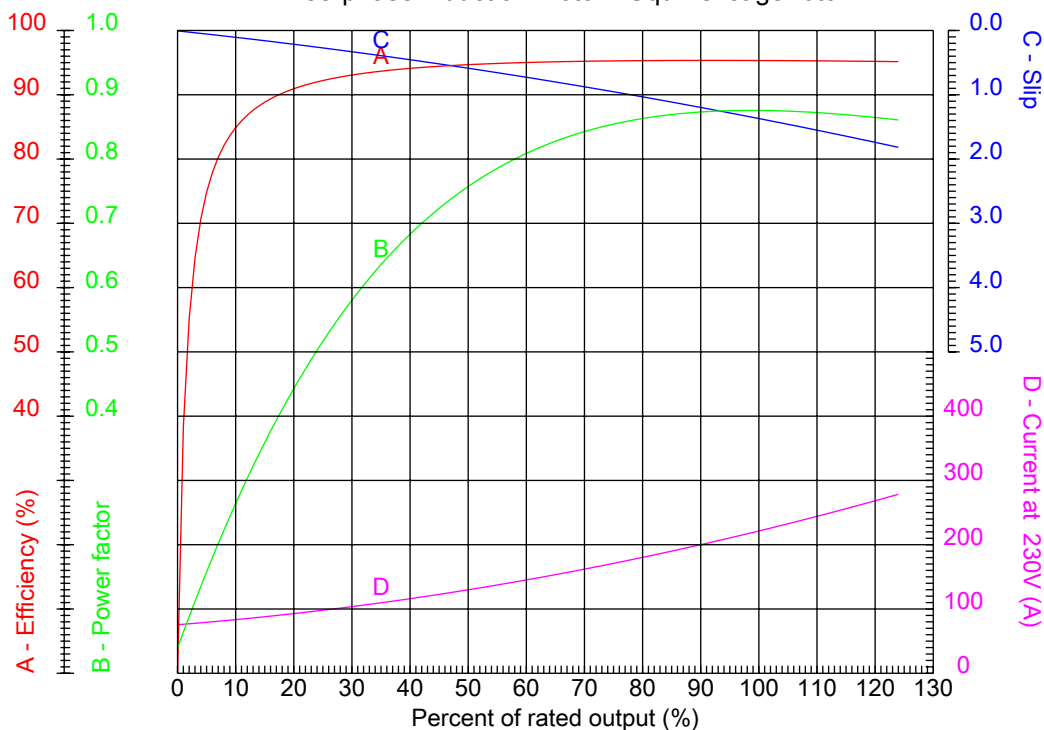
# Dealers Industrial Equipment

No.:

Date: 27-SEP-2016

## PERFORMANCE CURVES RELATED TO RATED OUTPUT

Three-phase induction motor - Squirrel cage rotor



Customer :  
 Product line : W22 NEMA Premium - Ball Bearings

Frame	: 404/5TS	Locked rotor current (I <sub>l</sub> /I <sub>n</sub> )	: 7.3
Output	: 100 HP	Duty cycle	: S1
Frequency	: 60 Hz	Service factor	: 1.25
Full load speed	: 1775 rpm	Design	: B
Voltage	: 208-230/460 V	Locked rotor torque	: 240 %
Rated current	: 245-222/111 A	Breakdown torque	: 260 %
Insulation class	: F		

Notes:  
 Downloaded from <http://dealerselectric.com>  
 Generated for Model #10018ET3E405TS-W22

Performed by

Checked



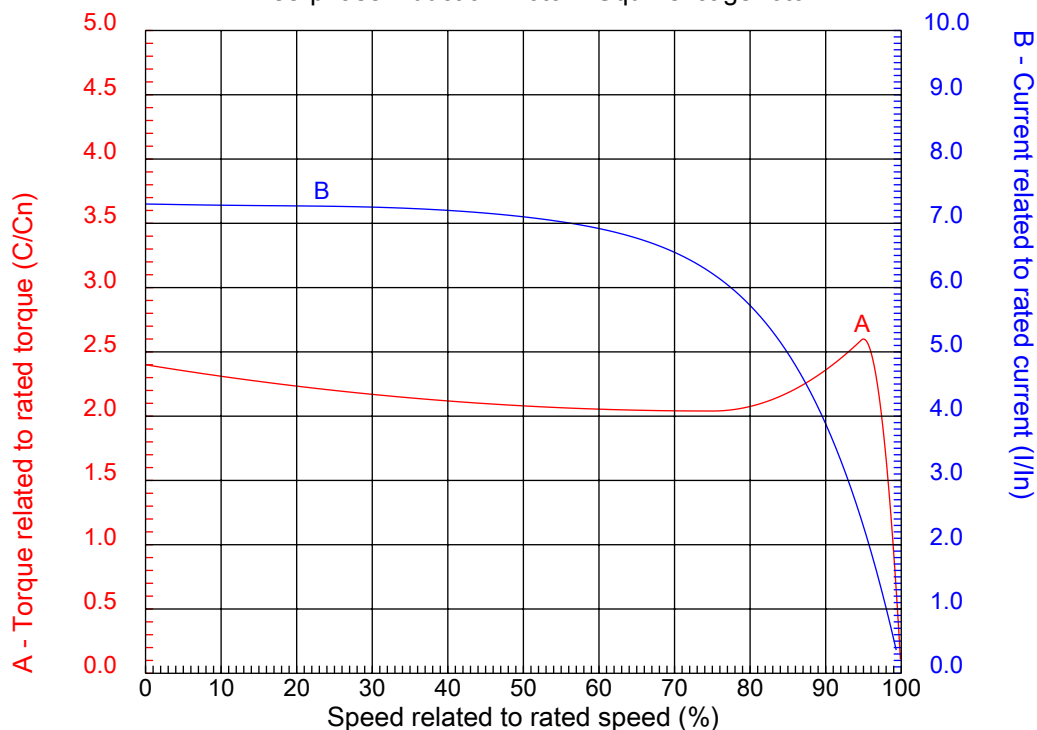
# Dealers Industrial Equipment

No.:

Date: 27-SEP-2016

## CHARACTERISTIC CURVES RELATED TO SPEED

Three-phase induction motor - Squirrel cage rotor



Customer :  
Product line : W22 NEMA Premium - Ball Bearings

Frame	: 404/5TS	Locked rotor current (I <sub>l</sub> /I <sub>n</sub> )	: 7.3
Output	: 100 HP	Duty cycle	: S1
Frequency	: 60 Hz	Service factor	: 1.25
Full load speed	: 1775 rpm	Design	: B
Voltage	: 208-230/460 V	Locked rotor torque	: 240 %
Rated current	: 245-222/111 A	Breakdown torque	: 260 %
Insulation class	: F		

Notes:  
Downloaded from <http://dealerselectric.com>  
Generated for Model #10018ET3E405TS-W22

Performed by

Checked

1 2 3 4 5 6 7 8

A

B

C

D

E

F



Notes: Downloaded from <http://dealerselectric.com>  
Generated for Model #10018ET3E405TS-W22

Performed by:

Checked:

Customer:

W22 NEMA Premium - Ball Bearings

Three-phase induction motor  
Frame 404/5TS - IP55

27-SEP-2016



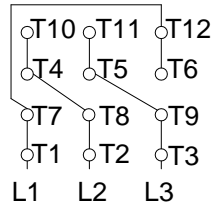
2E 15.984	J 3.937	A 19.921	P 19.134	AB 16.016
2F 12.244/13.740	K 5.669	B 18.386	BA 6.625	FBA 13.926
U 2.125	N-W 4.250	ES 2.756	S 0.500	R 1.842
depth 0.500	D 10.000	G 1.811	HB 5.252	O 19.566
HH 13.496	HK 6.024	EV 2.323	H 0.810	C 36.732
LL 10.591	LM 11.267	AA NPT 3"	d1 DUNC 3/4"-10	

1 2 3 4 5 6 7 8

A  
B  
C  
D  
E  
F

LOW VOLTAGE

HIGH VOLTAGE



CONNECTIONS FOR STARTING ONLY:

LOW VOLTAGE

HIGH VOLTAGE



Notes: Downloaded from <http://dealerselectric.com>  
Generated for Model #10018ET3E405TS-W22

Performed by:

Checked:

Customer:

W22 NEMA Premium - Ball Bearings

Three-phase induction motor  
Frame 404/5TS - IP55

27-SEP-2016

