



Dealers Industrial Equipment

No.:

Date: 27-SEP-2016

Customer :

TECHNICAL PROPOSAL

Three-phase induction motor - Squirrel cage rotor

Product line : P-Base Motors : High Efficiency

Catalog Number : 10018EP3E405HP

List Price : \$10,688

Notes:

Downloaded from <http://dealerselectric.com>

Generated for Model #10018EP3E405HP

Performed by:

Checked:



Dealers Industrial Equipment

No.:

Date: 27-SEP-2016

DATA SHEET Three-phase induction motor - Squirrel cage rotor

Customer :
 Product line : P-Base Motors : High Efficiency

Frame : 405HP
 Output : 100 HP
 Frequency : 60 Hz
 Poles : 4
 Full load speed : 1775 rpm
 Slip : 1.39 %
 Voltage : 230/460 V
 Rated current : 228/114 A
 Locked rotor current : 1440/718 A
 Locked rotor current (I_L/I_n) : 6.3
 No-load current : 60.0/30.0 A
 Full load torque : 292 lb.ft
 Locked rotor torque : 210 %
 Breakdown torque : 220 %
 Design : B
 Insulation class : F
 Temperature rise : 80 K
 Locked rotor time : 18 s (hot)
 Service factor : 1.25
 Duty cycle : S1
 Ambient temperature : -20°C - +40°C
 Altitude : 1000 m
 Degree of Protection : IP55
 Approximate weight : 1118 lb
 Moment of inertia : 27.403 sq.ft.lb
 Noise level : 75 dB(A)

	D.E.	N.D.E.
Bearings	6316 C3	6314 C3
Regreasing interval	4284 h	4894 h
Grease amount	34 g	27 g

Load	Power factor	Efficiency (%)
100%	0.87	94.5
75%	0.86	94.5
50%	0.80	93.6

Notes:
 Downloaded from <http://dealerselectric.com>
 Generated for Model #10018EP3E405HP

Performed by

Checked



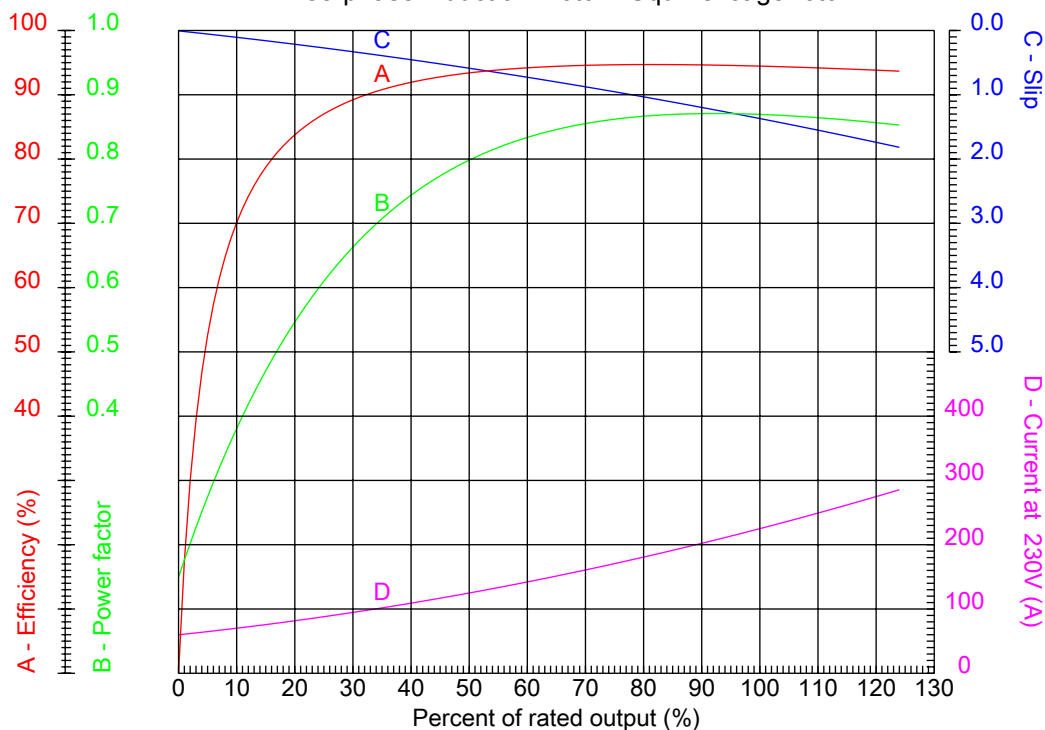
Dealers Industrial Equipment

No.:

Date: 27-SEP-2016

PERFORMANCE CURVES RELATED TO RATED OUTPUT

Three-phase induction motor - Squirrel cage rotor



Customer :
Product line : P-Base Motors : High Efficiency

Frame : 405HP	Locked rotor current (I _l /I _n) : 6.3
Output : 100 HP	Duty cycle : S1
Frequency : 60 Hz	Service factor : 1.25
Full load speed : 1775 rpm	Design : B
Voltage : 230/460 V	Locked rotor torque : 210 %
Rated current : 228/114 A	Breakdown torque : 220 %
Insulation class : F	

Notes:
Downloaded from <http://dealerselectric.com>
Generated for Model #10018EP3E405HP

Performed by

Checked



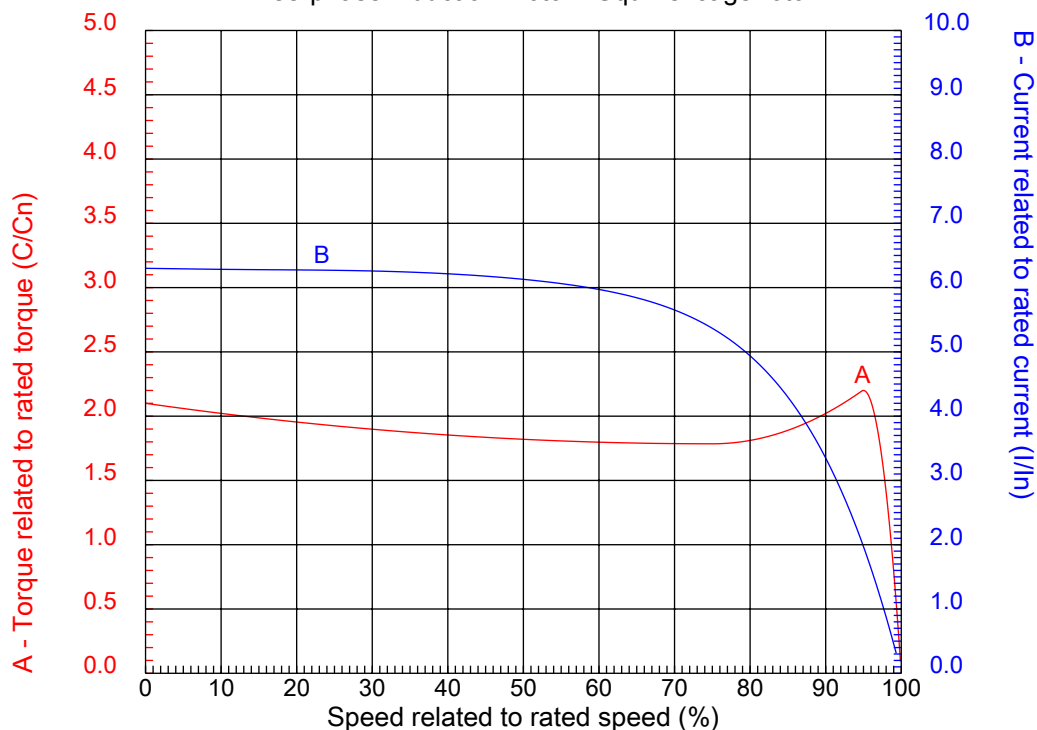
Dealers Industrial Equipment

No.:

Date: 27-SEP-2016

CHARACTERISTIC CURVES RELATED TO SPEED

Three-phase induction motor - Squirrel cage rotor



Customer :
Product line : P-Base Motors : High Efficiency

Frame	: 405HP	Locked rotor current (I _l /I _n)	: 6.3
Output	: 100 HP	Duty cycle	: S1
Frequency	: 60 Hz	Service factor	: 1.25
Full load speed	: 1775 rpm	Design	: B
Voltage	: 230/460 V	Locked rotor torque	: 210 %
Rated current	: 228/114 A	Breakdown torque	: 220 %
Insulation class	: F		

Notes:
Downloaded from <http://dealerselectric.com>
Generated for Model #10018EP3E405HP

Performed by

Checked

1 2 3 4 5 6 7 8

A

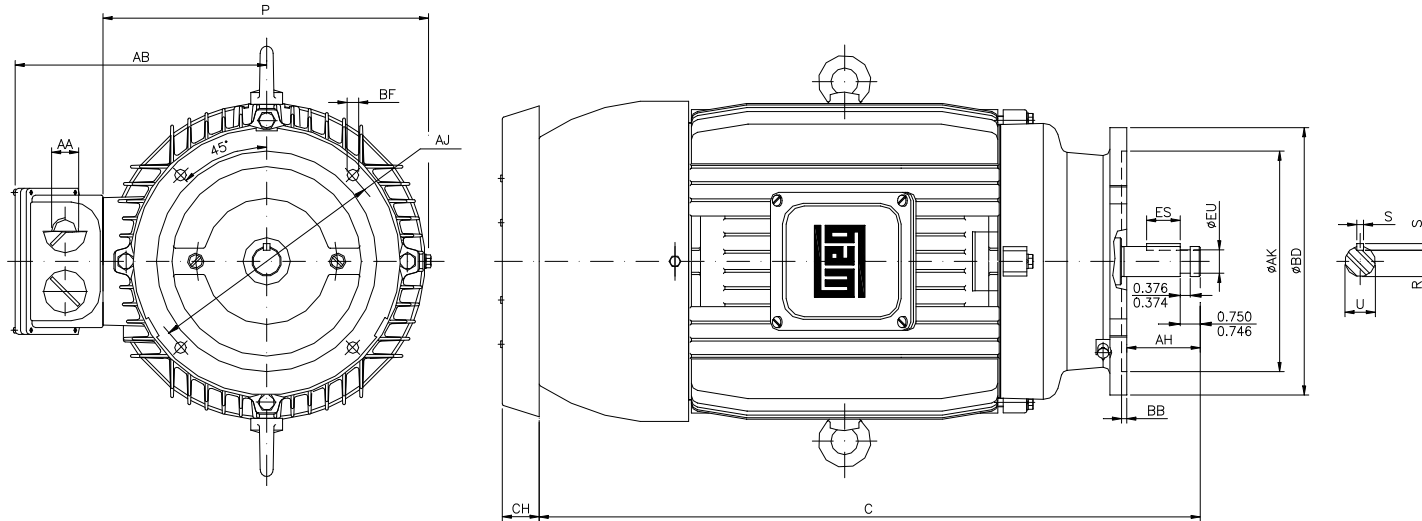
B

C

D

E

F



Notes: Downloaded from <http://dealerselectric.com>
Generated for Model #10018EP3E405HP

Performed by:

Checked:

Customer:

P-Base Motors : High Efficiency

Three-phase induction motor
Frame 405HP - IP55

27-SEP-2016



ES 3.150	S 0.375	EU 1.250	U 1.625	R 1.415
P 18.740	AH 4.500	AB 16.380	C 36.674	CH 3.110
AA NPT 3"	Flange D-254	AJ 14.750	AK 13.500	BD 16.500
BF 0.687	BB 0.250			

1 2 3 4 5 6 7 8

A
B
C
D
E
F

LOW VOLTAGE

HIGH VOLTAGE



CONNECTIONS FOR STARTING ONLY:

LOW VOLTAGE

HIGH VOLTAGE



Notes: Downloaded from <http://dealerselectric.com>
Generated for Model #10018EP3E405HP

Performed by:

Checked:

Customer:

P-Base Motors : High Efficiency

Three-phase induction motor
Frame 405HP - IP55

27-SEP-2016

