



Dealers Industrial Equipment

No.:

Date: 27-SEP-2016

Customer :

TECHNICAL PROPOSAL

Three-phase induction motor - Squirrel cage rotor

Product line : W22 NEMA Premium - Ball Bearings

Catalog Number : 10009ET3G445T-W22

List Price : \$26,988

Notes:

Downloaded from <http://dealerselectric.com>

Generated for Model #10009ET3G445T-W22

Performed by:

Checked:



Dealers Industrial Equipment

No.:

Date: 27-SEP-2016

DATA SHEET Three-phase induction motor - Squirrel cage rotor

Customer :
 Product line : W22 NEMA Premium - Ball Bearings

Frame : 444/5T
 Output : 100 HP
 Frequency : 60 Hz
 Poles : 8
 Full load speed : 890 rpm
 Slip : 1.11 %
 Voltage : 460 V
 Rated current : 127 A
 Locked rotor current : 762 A
 Locked rotor current (I_L/I_n) : 6.0
 No-load current : 56.0 A
 Full load torque : 582 lb.ft
 Locked rotor torque : 190 %
 Breakdown torque : 220 %
 Design : B
 Insulation class : F
 Temperature rise : 80 K
 Locked rotor time : 15 s (hot)
 Service factor : 1.25
 Duty cycle : S1
 Ambient temperature : -20°C - +40°C
 Altitude : 1000 m
 Degree of Protection : IP55
 Approximate weight : 1599 lb
 Moment of inertia : 87.260 sq.ft.lb
 Noise level : 63 dB(A)

	D.E.	N.D.E.
Bearings	6319 C3	6316 C3
Regreasing interval	17000 h	20000 h
Grease amount	45 g	34 g

Load	Power factor	Efficiency (%)
100%	0.79	94.1
75%	0.74	94.1
50%	0.63	93.6

Notes:
 Downloaded from <http://dealerselectric.com>
 Generated for Model #10009ET3G445T-W22

Performed by

Checked



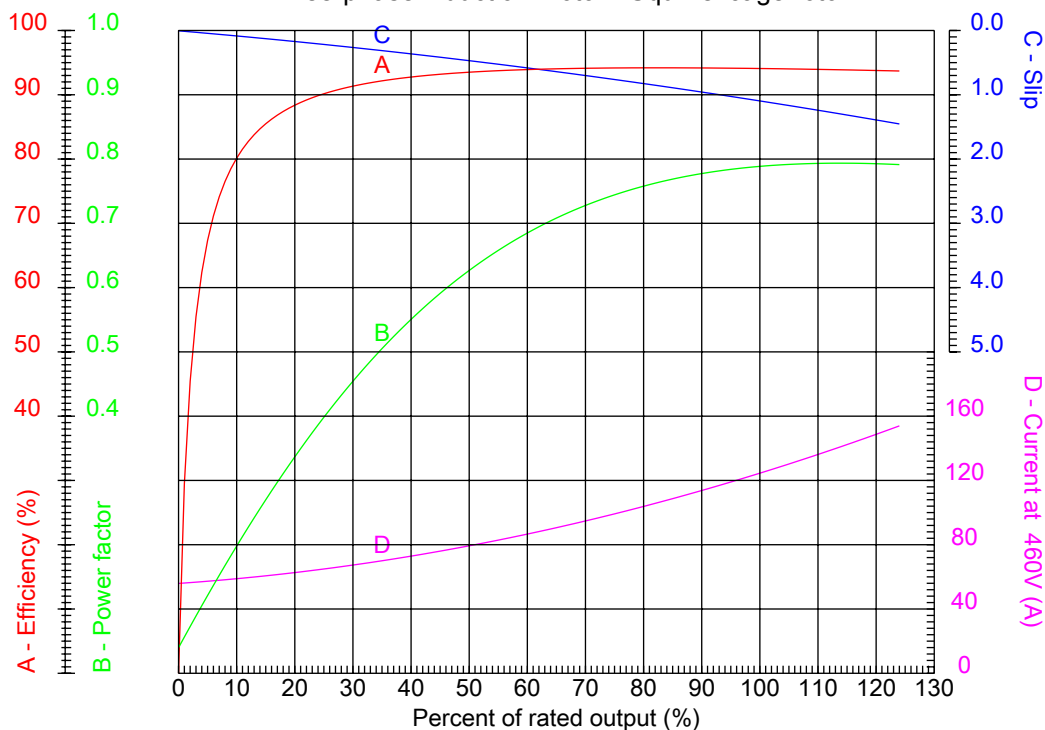
Dealers Industrial Equipment

No.:

Date: 27-SEP-2016

PERFORMANCE CURVES RELATED TO RATED OUTPUT

Three-phase induction motor - Squirrel cage rotor



Customer :
 Product line : W22 NEMA Premium - Ball Bearings

Frame : 444/5T	Locked rotor current (I _l /I _n) : 6.0
Output : 100 HP	Duty cycle : S1
Frequency : 60 Hz	Service factor : 1.25
Full load speed : 890 rpm	Design : B
Voltage : 460 V	Locked rotor torque : 190 %
Rated current : 127 A	Breakdown torque : 220 %
Insulation class : F	

Notes:
 Downloaded from <http://dealerselectric.com>
 Generated for Model #10009ET3G445T-W22

Performed by

Checked



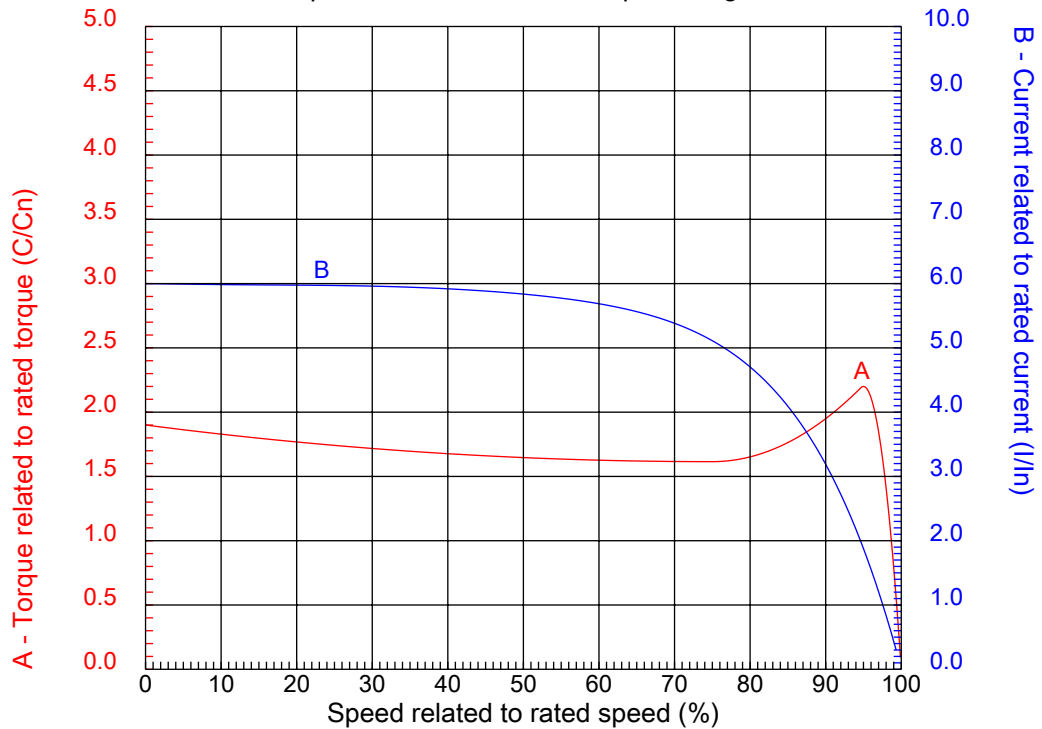
Dealers Industrial Equipment

No.:

Date: 27-SEP-2016

CHARACTERISTIC CURVES RELATED TO SPEED

Three-phase induction motor - Squirrel cage rotor



Customer :
Product line : W22 NEMA Premium - Ball Bearings

Frame	: 444/5T	Locked rotor current (I _l /I _n)	: 6.0
Output	: 100 HP	Duty cycle	: S1
Frequency	: 60 Hz	Service factor	: 1.25
Full load speed	: 890 rpm	Design	: B
Voltage	: 460 V	Locked rotor torque	: 190 %
Rated current	: 127 A	Breakdown torque	: 220 %
Insulation class	: F		

Notes:
Downloaded from <http://dealerselectric.com>
Generated for Model #10009ET3G445T-W22

Performed by

Checked

1 2 3 4 5 6 7 8

A

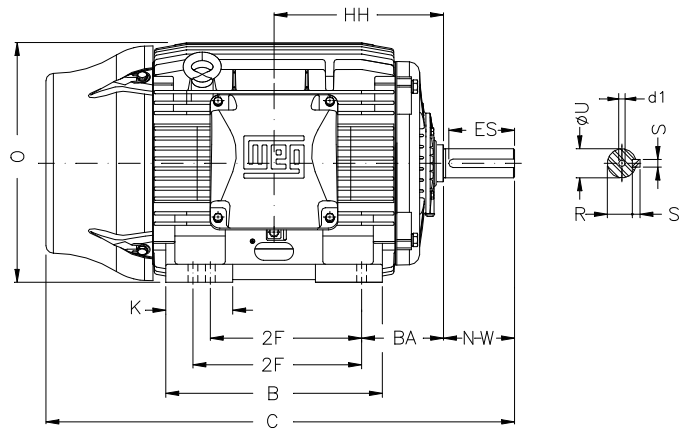
B

C

D

E

F



Notes: Downloaded from <http://dealerselectric.com>
Generated for Model #10009ET3G445T-W22

Performed by:

Checked:

Customer:

W22 NEMA Premium - Ball Bearings

Three-phase induction motor
Frame 444/5T - IP55

27-SEP-2016



2E 18.000	J 3.937	A 21.929	P 23.583	AB 18.570
2F 14.500/16.500	K 5.866	B 20.315	BA 7.500	U 3.375
N-W 8.500	ES 7.087	S 0.875	R 2.880	depth 0.875
D 11.000	G 1.630	HB 5.687	O 22.795	HH 15.748
HK 5.970	EV 1.929	H 0.810	C 45.157	LL 12.362
LM 12.283	AA 2xNPT 3"	d1 DUNC 3/4"-10		

1 2 3 4 5 6 7 8

A

PART-WINDING

WYE-DELTA

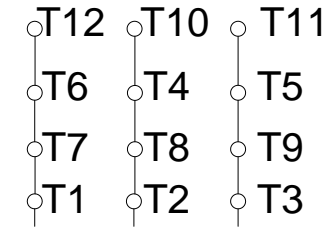
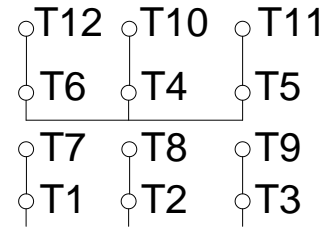
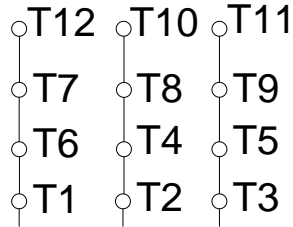
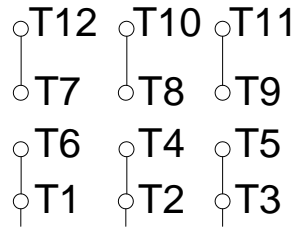
START

RUN

START

RUN

B



C

L1 L2 L3

L1 L2 L3

L1 L2 L3

L1 L2 L3

D

E

F

Notes: Downloaded from <http://dealerselectric.com>
 Generated for Model #10009ET3G445T-W22

Performed by:

Checked:

Customer:

W22 NEMA Premium - Ball Bearings

Three-phase induction motor
 Frame 444/5T - IP55

27-SEP-2016

