



Dealers Industrial Equipment

No.:

Date: 27-SEP-2016

Customer :

TECHNICAL PROPOSAL

Three-phase induction motor - Squirrel cage rotor

Product line : W22 High Efficiency  
Catalog Number : 10009EP3G445T-W22  
List Price : \$>(discontinued)</span>

Notes:  
Downloaded from <http://dealerselectric.com>  
Generated for Model #10009EP3G445T-W22

Performed by:

Checked:



# Dealers Industrial Equipment

No.:

Date: 27-SEP-2016

## DATA SHEET Three-phase induction motor - Squirrel cage rotor

Customer :  
Product line : W22 High Efficiency

Frame : 444/5T  
Output : 100 HP  
Frequency : 60 Hz  
Poles : 8  
Full load speed : 885 rpm  
Slip : 1.67 %  
Voltage : 460 V  
Rated current : 127 A  
Locked rotor current : 724 A  
Locked rotor current (I<sub>L</sub>/I<sub>n</sub>) : 5.7  
No-load current : 48.0 A  
Full load torque : 585 lb.ft  
Locked rotor torque : 180 %  
Breakdown torque : 200 %  
Design : B  
Insulation class : F  
Temperature rise : 80 K  
Locked rotor time : 18 s (hot)  
Service factor : 1.25  
Duty cycle : S1  
Ambient temperature : -20°C - +40°C  
Altitude : 1000 m  
Degree of Protection : IP55  
Approximate weight : 1599 lb  
Moment of inertia : 87.260 sq.ft.lb  
Noise level : 63 dB(A)

	D.E.	N.D.E.
Bearings	6319 C3	6316 C3
Regreasing interval	17000 h	20000 h
Grease amount	45 g	34 g

Load	Power factor	Efficiency (%)
100%	0.80	93.0
75%	0.76	93.6
50%	0.67	93.0

Notes:  
Downloaded from <http://dealerselectric.com>  
Generated for Model #10009EP3G445T-W22

Performed by

Checked



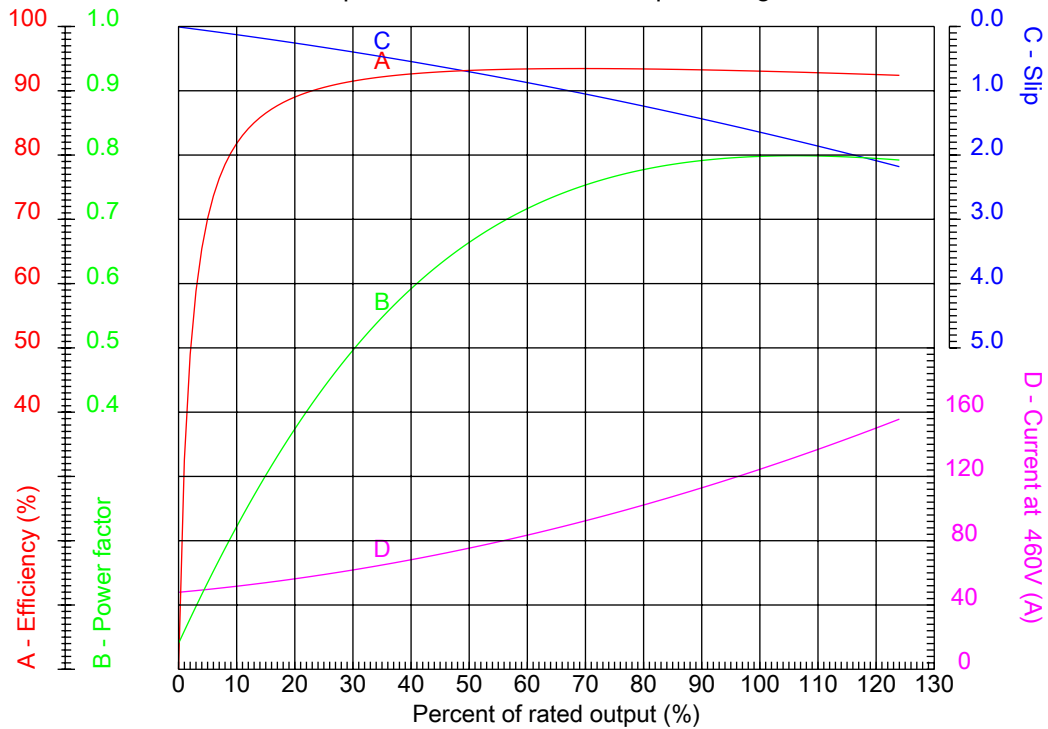
# Dealers Industrial Equipment

No.:

Date: 27-SEP-2016

## PERFORMANCE CURVES RELATED TO RATED OUTPUT

Three-phase induction motor - Squirrel cage rotor



Customer :  
Product line : W22 High Efficiency

Frame : 444/5T	Locked rotor current (I <sub>l</sub> /I <sub>n</sub> ) : 5.7
Output : 100 HP	Duty cycle : S1
Frequency : 60 Hz	Service factor : 1.25
Full load speed : 885 rpm	Design : B
Voltage : 460 V	Locked rotor torque : 180 %
Rated current : 127 A	Breakdown torque : 200 %
Insulation class : F	

Notes:  
Downloaded from <http://dealerselectric.com>  
Generated for Model #10009EP3G445T-W22

Performed by

Checked



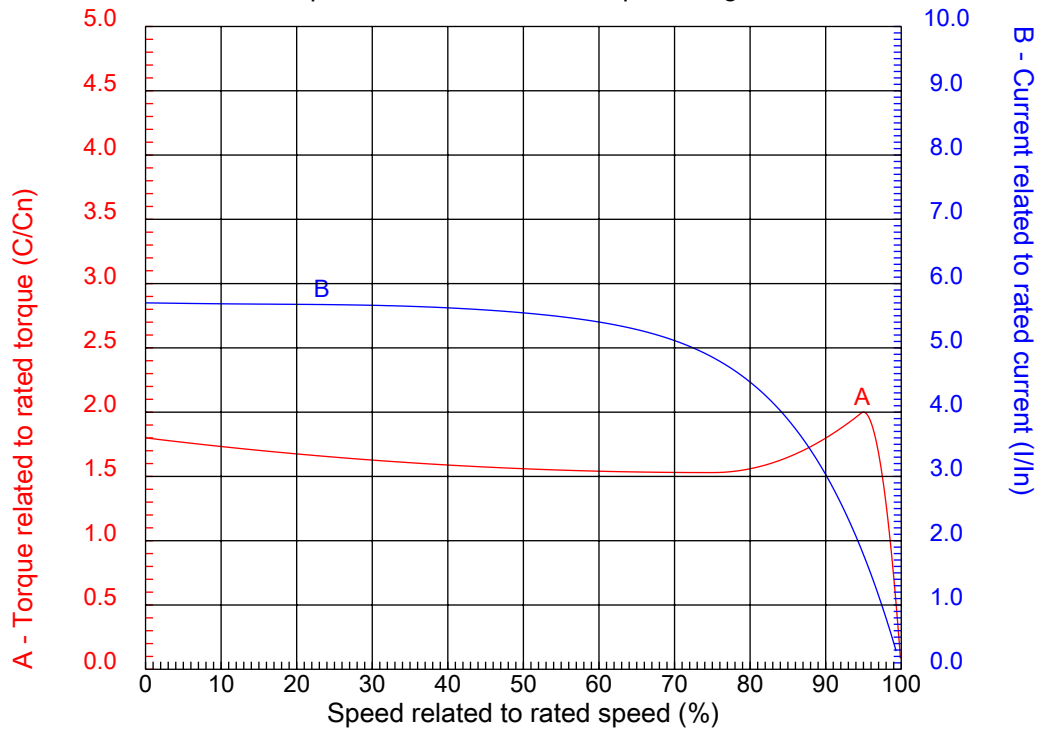
# Dealers Industrial Equipment

No.:

Date: 27-SEP-2016

## CHARACTERISTIC CURVES RELATED TO SPEED

Three-phase induction motor - Squirrel cage rotor



Customer :  
Product line : W22 High Efficiency

Frame	: 444/5T	Locked rotor current (I <sub>l</sub> /I <sub>n</sub> )	: 5.7
Output	: 100 HP	Duty cycle	: S1
Frequency	: 60 Hz	Service factor	: 1.25
Full load speed	: 885 rpm	Design	: B
Voltage	: 460 V	Locked rotor torque	: 180 %
Rated current	: 127 A	Breakdown torque	: 200 %
Insulation class	: F		

Notes:  
Downloaded from <http://dealerselectric.com>  
Generated for Model #10009EP3G445T-W22

Performed by

Checked

1 2 3 4 5 6 7 8

A

B

C

D

E

F



Notes: Downloaded from <http://dealerselectric.com>  
Generated for Model #10009EP3G445T-W22

Performed by:

Checked:

Customer:

W22 High Efficiency

Three-phase induction motor  
Frame 444/5T - IP55

27-SEP-2016



2E 18.000	J 3.937	A 21.929	P 23.583	AB 18.570
2F 14.500/16.500	K 5.866	B 20.315	BA 7.500	U 3.375
N-W 8.500	ES 7.087	S 0.875	R 2.880	depth 0.875
D 11.000	G 1.630	HB 5.687	O 22.795	HH 15.748
HK 5.970	H 0.810	C 45.157	LL 12.362	LM 12.283
AA 2xNPT 3"	d1 DUNC 3/4"-10			

1 2 3 4 5 6 7 8

A

### PART-WINDING

### WYE-DELTA

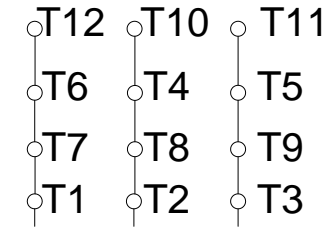
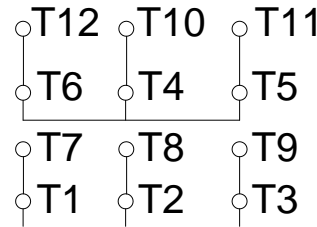
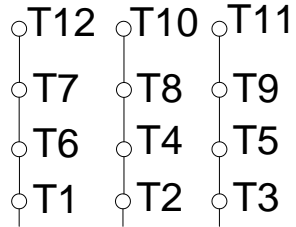
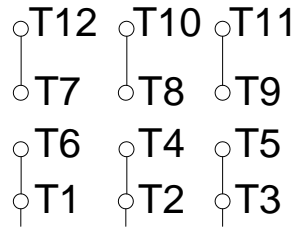
#### START

#### RUN

#### START

#### RUN

B



C

L1 L2 L3

L1 L2 L3

L1 L2 L3

L1 L2 L3

D

E

F

Notes: Downloaded from <http://dealerselectric.com>  
 Generated for Model #10009EP3G445T-W22

Performed by:

Checked:

Customer:

W22 High Efficiency

Three-phase induction motor  
 Frame 444/5T - IP55

27-SEP-2016

