



# Dealers Industrial Equipment

No.:

Date: 27-SEP-2016

Customer :

## TECHNICAL PROPOSAL

### Three-phase induction motor - Squirrel cage rotor

Product line : W22 NEMA Premium - Ball Bearings

Catalog Number : 07536ET3G365TS-W22

List Price : \$9,091

#### Notes:

Downloaded from <http://dealerselectric.com>

Generated for Model #07536ET3G365TS-W22

Performed by:

Checked:



# Dealers Industrial Equipment

No.:

Date: 27-SEP-2016

## DATA SHEET Three-phase induction motor - Squirrel cage rotor

Customer :  
 Product line : W22 NEMA Premium - Ball Bearings

Frame : 364/5TS  
 Output : 75 HP  
 Frequency : 60 Hz  
 Poles : 2  
 Full load speed : 3555 rpm  
 Slip : 1.25 %  
 Voltage : 460 V  
 Rated current : 81.9 A  
 Locked rotor current : 549 A  
 Locked rotor current (I<sub>L</sub>/I<sub>n</sub>) : 6.7  
 No-load current : 22.0 A  
 Full load torque : 109 lb.ft  
 Locked rotor torque : 200 %  
 Breakdown torque : 260 %  
 Design : B  
 Insulation class : F  
 Temperature rise : 80 K  
 Locked rotor time : 10 s (hot)  
 Service factor : 1.25  
 Duty cycle : S1  
 Ambient temperature : -20°C - +40°C  
 Altitude : 1000 m  
 Degree of Protection : IP55  
 Approximate weight : 847 lb  
 Moment of inertia : 11.919 sq.ft.lb  
 Noise level : 79 dB(A)

	D.E.	N.D.E.
Bearings	6314 C3	6314 C3
Regreasing interval	4000 h	4000 h
Grease amount	27 g	27 g

Load	Power factor	Efficiency (%)
100%	0.90	93.6
75%	0.88	93.6
50%	0.83	92.4

Notes:  
 Downloaded from <http://dealerselectric.com>  
 Generated for Model #07536ET3G365TS-W22

Performed by

Checked



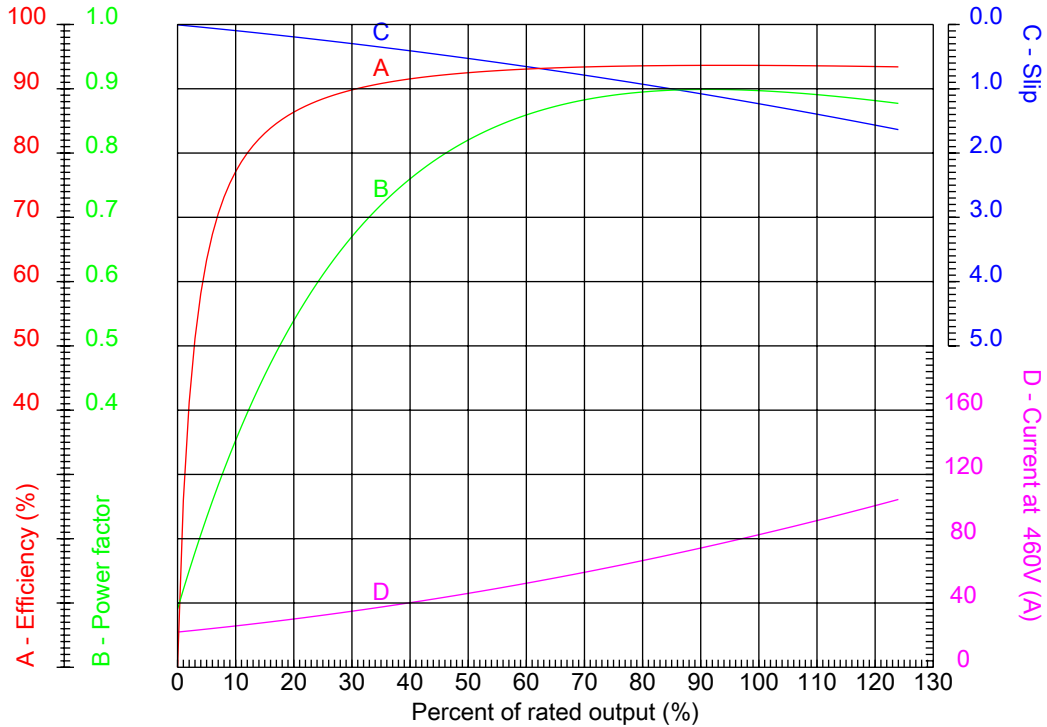
# Dealers Industrial Equipment

No.:

Date: 27-SEP-2016

## PERFORMANCE CURVES RELATED TO RATED OUTPUT

Three-phase induction motor - Squirrel cage rotor



Customer :  
Product line : W22 NEMA Premium - Ball Bearings

Frame : 364/5TS	Locked rotor current (I <sub>l</sub> /I <sub>n</sub> ) : 6.7
Output : 75 HP	Duty cycle : S1
Frequency : 60 Hz	Service factor : 1.25
Full load speed : 3555 rpm	Design : B
Voltage : 460 V	Locked rotor torque : 200 %
Rated current : 81.9 A	Breakdown torque : 260 %
Insulation class : F	

Notes:  
Downloaded from <http://dealerselectric.com>  
Generated for Model #07536ET3G365TS-W22

Performed by

Checked



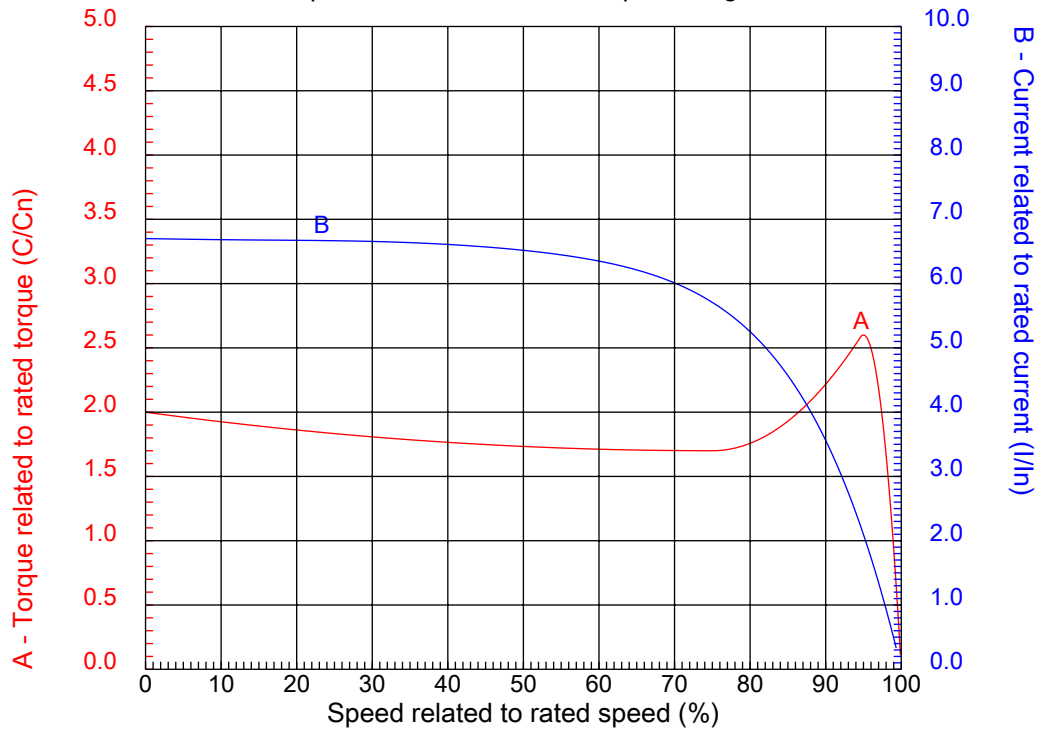
# Dealers Industrial Equipment

No.:

Date: 27-SEP-2016

## CHARACTERISTIC CURVES RELATED TO SPEED

Three-phase induction motor - Squirrel cage rotor



Customer :  
Product line : W22 NEMA Premium - Ball Bearings

Frame	: 364/5TS	Locked rotor current (I <sub>l</sub> /I <sub>n</sub> )	: 6.7
Output	: 75 HP	Duty cycle	: S1
Frequency	: 60 Hz	Service factor	: 1.25
Full load speed	: 3555 rpm	Design	: B
Voltage	: 460 V	Locked rotor torque	: 200 %
Rated current	: 81.9 A	Breakdown torque	: 260 %
Insulation class	: F		

Notes:  
Downloaded from <http://dealerselectric.com>  
Generated for Model #07536ET3G365TS-W22

Performed by

Checked

1 2 3 4 5 6 7 8

A

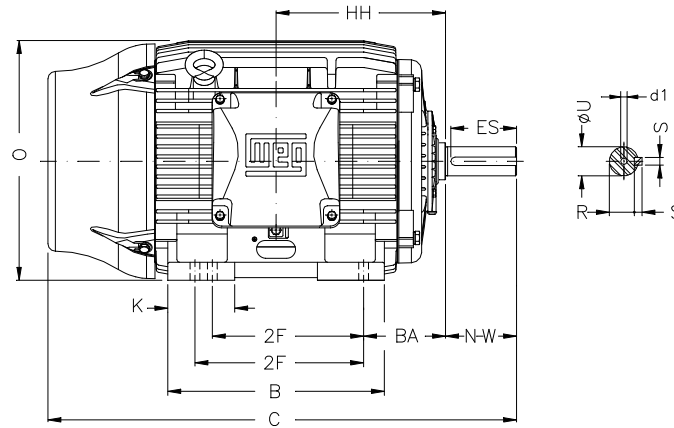
B

C

D

E

F



Notes: Downloaded from <http://dealerselectric.com>  
Generated for Model #07536ET3G365TS-W22

Performed by:

Checked:

Customer:

W22 NEMA Premium - Ball Bearings

Three-phase induction motor  
Frame 364/5TS - IP55

27-SEP-2016



2E 14.016	J 3.150	A 17.165	P 17.914	AB 16.016
2F 11.260/12.244	K 4.138	B 16.220	BA 5.875	FBA 11.708
U 1.875	N-W 3.748	ES 1.968	S 0.500	R 1.591
depth 0.500	D 9.000	G 1.480	HB 4.251	O 17.957
HH 11.988	HK 6.024	EV 1.634	H 0.660	C 32.338
LL 10.591	LM 11.267	AA NPT 3"	d1 DUNC 3/4"-10	

1 2 3 4 5 6 7 8

A

### PART-WINDING

### WYE-DELTA

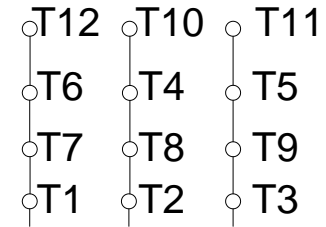
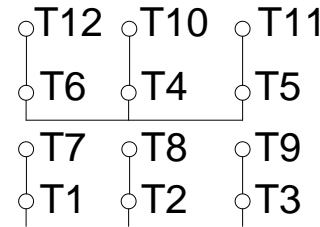
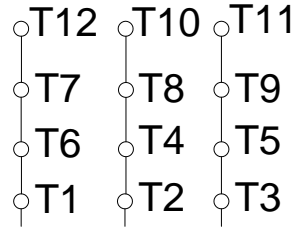
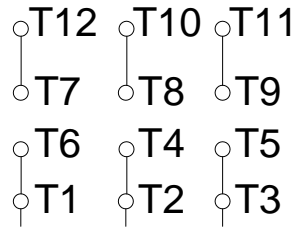
#### START

#### RUN

#### START

#### RUN

B



C

L1 L2 L3

L1 L2 L3

L1 L2 L3

L1 L2 L3

D

E

F

Notes: Downloaded from <a href="http://dealerselectric.com">http://dealerselectric.com</a> Generated for Model #07536ET3G365TS-W22		
Performed by:		
Checked:		
Customer:		
W22 NEMA Premium - Ball Bearings		
Three-phase induction motor Frame 364/5TS - IP55	27-SEP-2016	