



# Dealers Industrial Equipment

No.:

Date: 27-SEP-2016

Customer :

## TECHNICAL PROPOSAL

### Three-phase induction motor - Squirrel cage rotor

Product line : W22 NEMA Premium - Ball Bearings

Catalog Number : 07512ET3E405T-W22

List Price : \$12,058

#### Notes:

Downloaded from <http://dealerselectric.com>

Generated for Model #07512ET3E405T-W22

Performed by:

Checked:



# Dealers Industrial Equipment

No.:

Date: 27-SEP-2016

## DATA SHEET Three-phase induction motor - Squirrel cage rotor

Customer :  
Product line : W22 NEMA Premium - Ball Bearings

Frame : 404/5T  
Output : 75 HP  
Frequency : 60 Hz  
Poles : 6  
Full load speed : 1180 rpm  
Slip : 1.67 %  
Voltage : 208-230/460 V  
Rated current : 188-170/84.9 A  
Locked rotor current : 1090/543 A  
Locked rotor current (I<sub>L</sub>/I<sub>n</sub>) : 6.4  
No-load current : 60.0/30.0 A  
Full load torque : 329 lb.ft  
Locked rotor torque : 200 %  
Breakdown torque : 230 %  
Design : B  
Insulation class : F  
Temperature rise : 80 K  
Locked rotor time : 17 s (hot)  
Service factor : 1.25  
Duty cycle : S1  
Ambient temperature : -20°C - +40°C  
Altitude : 1000 m  
Degree of Protection : IP55  
Approximate weight : 1089 lb  
Moment of inertia : 40.209 sq.ft.lb  
Noise level : 68 dB(A)

	D.E.	N.D.E.
Bearings	6316 C3	6314 C3
Regreasing interval	16000 h	17000 h
Grease amount	34 g	27 g

Load	Power factor	Efficiency (%)
100%	0.86	94.5
75%	0.83	94.5
50%	0.74	94.1

Notes:  
Downloaded from <http://dealerselectric.com>  
Generated for Model #07512ET3E405T-W22

Performed by

Checked



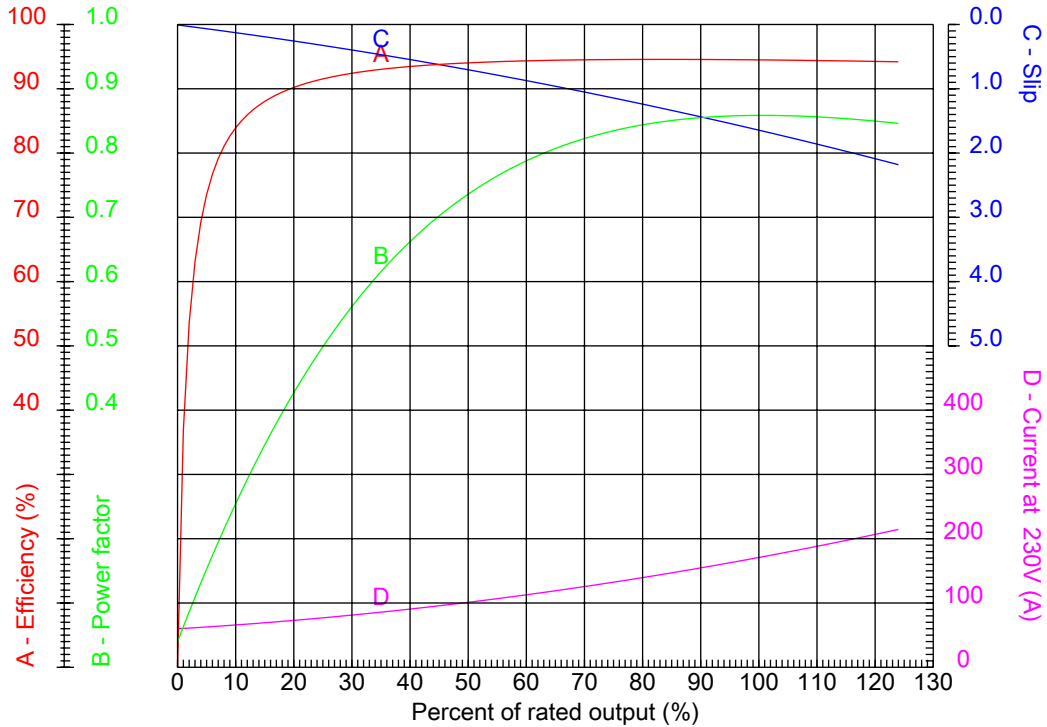
# Dealers Industrial Equipment

No.:

Date: 27-SEP-2016

## PERFORMANCE CURVES RELATED TO RATED OUTPUT

Three-phase induction motor - Squirrel cage rotor



Customer :  
 Product line : W22 NEMA Premium - Ball Bearings

Frame	: 404/5T	Locked rotor current (I <sub>l</sub> /I <sub>n</sub> )	: 6.4
Output	: 75 HP	Duty cycle	: S1
Frequency	: 60 Hz	Service factor	: 1.25
Full load speed	: 1180 rpm	Design	: B
Voltage	: 208-230/460 V	Locked rotor torque	: 200 %
Rated current	: 188-170/84.9 A	Breakdown torque	: 230 %
Insulation class	: F		

Notes:  
 Downloaded from <http://dealerselectric.com>  
 Generated for Model #07512ET3E405T-W22

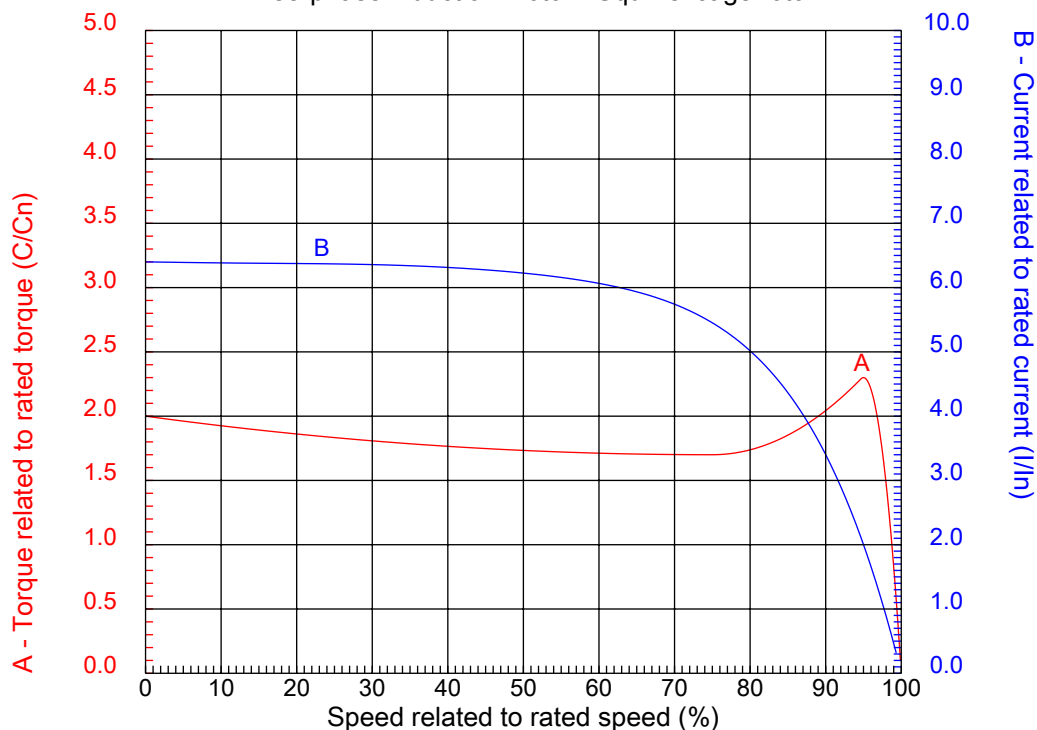
Performed by

Checked



## CHARACTERISTIC CURVES RELATED TO SPEED

Three-phase induction motor - Squirrel cage rotor



Customer :  
Product line : W22 NEMA Premium - Ball Bearings

Frame	: 404/5T	Locked rotor current (I <sub>l</sub> /I <sub>n</sub> )	: 6.4
Output	: 75 HP	Duty cycle	: S1
Frequency	: 60 Hz	Service factor	: 1.25
Full load speed	: 1180 rpm	Design	: B
Voltage	: 208-230/460 V	Locked rotor torque	: 200 %
Rated current	: 188-170/84.9 A	Breakdown torque	: 230 %
Insulation class	: F		

Notes:  
Downloaded from <http://dealerselectric.com>  
Generated for Model #07512ET3E405T-W22

Performed by

Checked

1 2 3 4 5 6 7 8

A

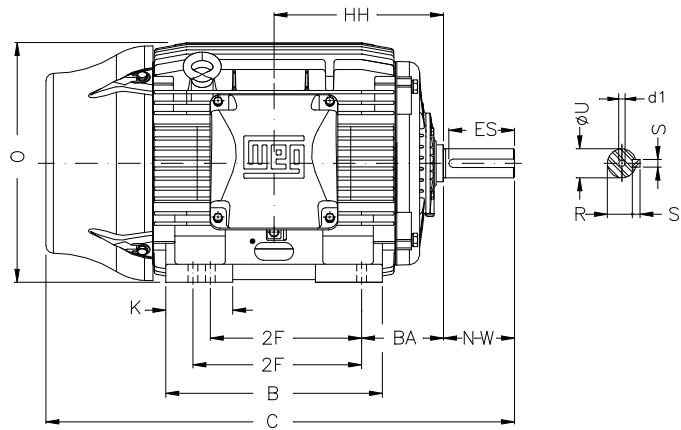
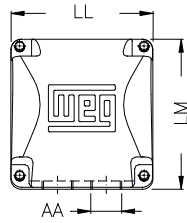
B

C

D

E

F



Notes: Downloaded from <http://dealerselectric.com>  
Generated for Model #07512ET3E405T-W22

Performed by:

Checked:

Customer:

W22 NEMA Premium - Ball Bearings

Three-phase induction motor  
Frame 404/5T - IP55

27-SEP-2016



2E 15.984	J 3.937	A 19.921	P 19.134	AB 16.016
2F 12.244/13.740	K 5.669	B 18.386	BA 6.625	FBA 13.926
U 2.875	N-W 7.250	ES 5.512	S 0.750	R 2.449
depth 0.750	D 10.000	G 1.811	HB 5.252	O 19.566
HH 13.496	HK 6.024	EV 2.323	H 0.810	C 39.730
FC 45.295	LL 10.591	LM 11.267	AA NPT 3"	d1 DUNC 3/4"-10

1 2 3 4 5 6 7 8

A  
B  
C  
D  
E  
F

LOW VOLTAGE

HIGH VOLTAGE



CONNECTIONS FOR STARTING ONLY:

LOW VOLTAGE

HIGH VOLTAGE



Notes: Downloaded from <http://dealerselectric.com>  
Generated for Model #07512ET3E405T-W22

Performed by:

Checked:

Customer:

W22 NEMA Premium - Ball Bearings

Three-phase induction motor  
Frame 404/5T - IP55

27-SEP-2016

