



Dealers Industrial Equipment

No.:

Date: 27-SEP-2016

Customer :

TECHNICAL PROPOSAL

Three-phase induction motor - Squirrel cage rotor

Product line : Close Coupled Pump : Three-Phase - "JM" Type - ODP - NEMA Premium

Catalog Number : 06018OT3G364JM

List Price : \$5,994

Notes:

Downloaded from <http://dealerselectric.com>

Generated for Model #06018OT3G364JM

Performed by:

Checked:



Dealers Industrial Equipment

No.:

Date: 27-SEP-2016

DATA SHEET

Three-phase induction motor - Squirrel cage rotor

Customer :
 Product line : Close Coupled Pump : Three-Phase - "JM" Type - ODP - NEMA Premium

Frame : 364/5JM
 Output : 60 HP
 Frequency : 60 Hz
 Poles : 4
 Full load speed : 1780 rpm
 Slip : 1.11 %
 Voltage : 460 V
 Rated current : 69.9 A
 Locked rotor current : 468 A
 Locked rotor current (I_L/I_n) : 6.7
 No-load current : 25.0 A
 Full load torque : 175 lb.ft
 Locked rotor torque : 250 %
 Breakdown torque : 300 %
 Design : B
 Insulation class : F
 Temperature rise : 80 K
 Locked rotor time : 15 s (hot)
 Service factor : 1.15
 Duty cycle : S1
 Ambient temperature : -20°C - +40°C
 Altitude : 1000 m
 Degree of Protection : IP23
 Approximate weight : 825 lb
 Moment of inertia : 15.555 sq.ft.lb
 Noise level : 68 dB(A)

	D.E.	N.D.E.
Bearings	6314 C3	6314 C3
Regreasing interval	20000 h	20000 h
Grease amount	27 g	27 g

Load	Power factor	Efficiency (%)
100%	0.85	95.0
75%	0.83	94.5
50%	0.74	94.5

Notes:
 Downloaded from <http://dealerselectric.com>
 Generated for Model #06018OT3G364JM

Performed by

Checked



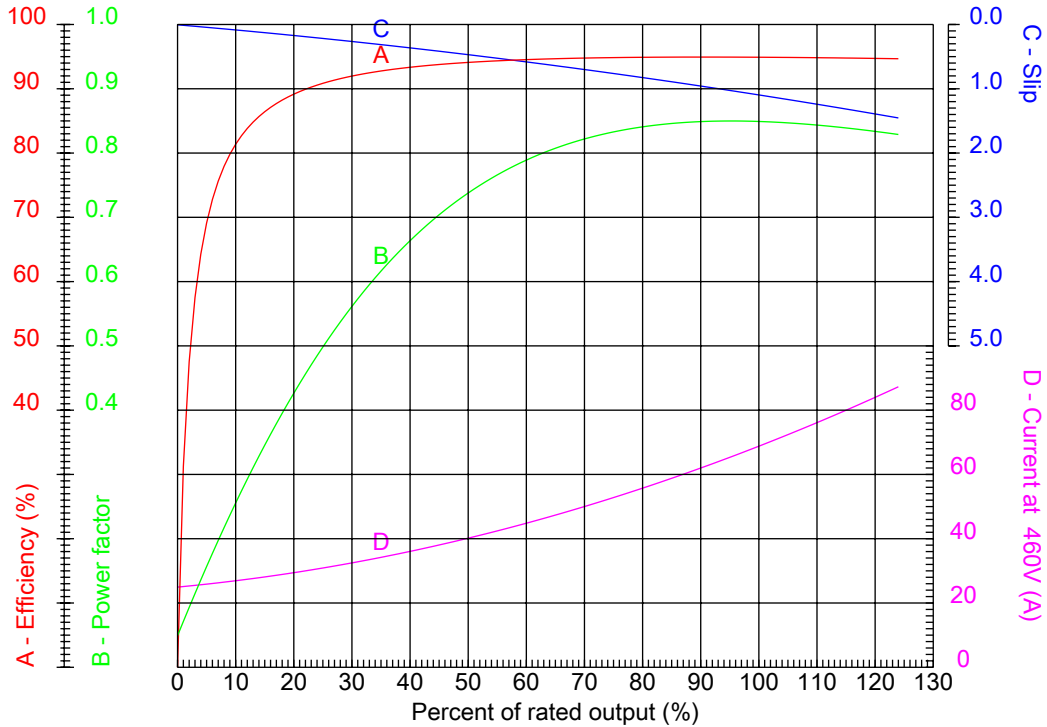
Dealers Industrial Equipment

No.:

Date: 27-SEP-2016

PERFORMANCE CURVES RELATED TO RATED OUTPUT

Three-phase induction motor - Squirrel cage rotor



Customer :
 Product line : Close Coupled Pump : Three-Phase - "JM" Type - ODP - NEMA Premium

Frame : 364/5JM	Locked rotor current (I _l /I _n) : 6.7
Output : 60 HP	Duty cycle : S1
Frequency : 60 Hz	Service factor : 1.15
Full load speed : 1780 rpm	Design : B
Voltage : 460 V	Locked rotor torque : 250 %
Rated current : 69.9 A	Breakdown torque : 300 %
Insulation class : F	

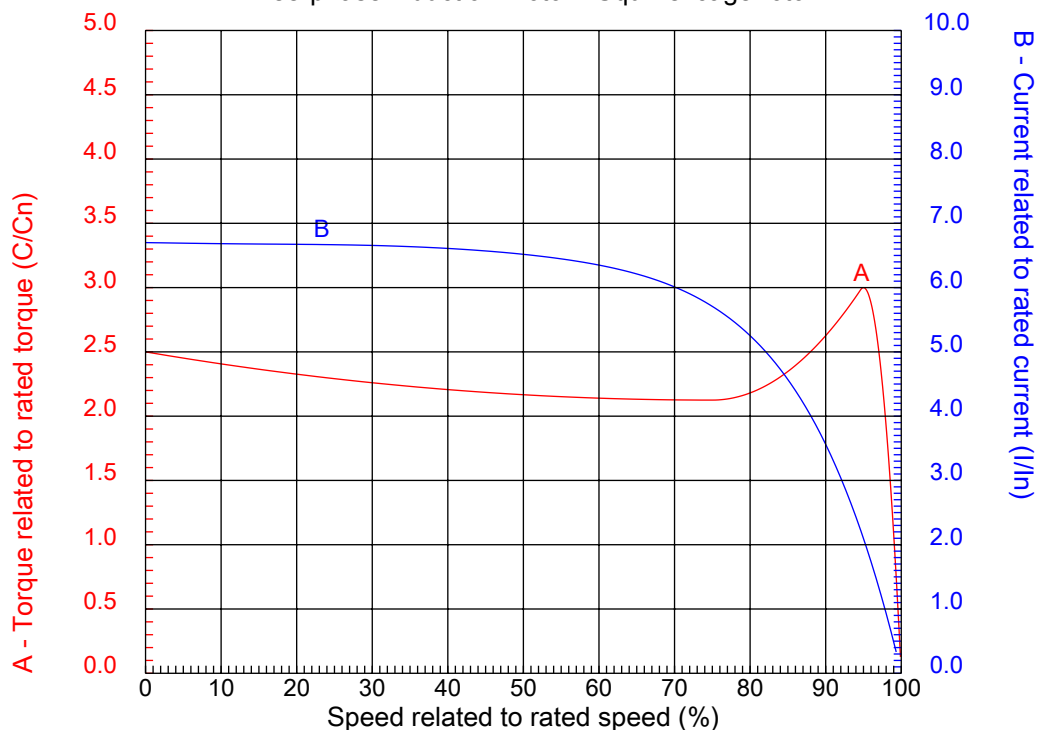
Notes:
 Downloaded from <http://dealerselectric.com>
 Generated for Model #06018OT3G364JM

Performed by	Checked
--------------	---------



CHARACTERISTIC CURVES RELATED TO SPEED

Three-phase induction motor - Squirrel cage rotor



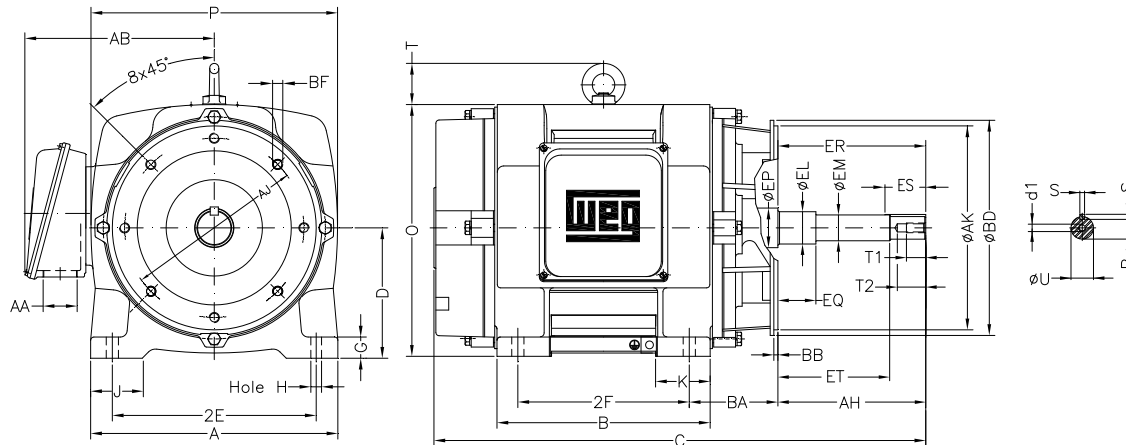
Customer :
Product line : Close Coupled Pump : Three-Phase - "JM" Type - ODP - NEMA Premium

Frame	: 364/5JM	Locked rotor current (I _l /I _n)	: 6.7
Output	: 60 HP	Duty cycle	: S1
Frequency	: 60 Hz	Service factor	: 1.15
Full load speed	: 1780 rpm	Design	: B
Voltage	: 460 V	Locked rotor torque	: 250 %
Rated current	: 69.9 A	Breakdown torque	: 300 %
Insulation class	: F		

Notes:
Downloaded from <http://dealerselectric.com>
Generated for Model #06018OT3G364JM

Performed by

Checked



Notes: Downloaded from <http://dealerselectric.com>
Generated for Model #060180T3G364JM

2E	A	2F	B	J
14.000	17.170	11.250/12.250	15.400	3.150
BA	D	K	G	O
5.875	9.000	4.140	1.480	18.425
P	T	AB	H	AA
17.874	2.795	16.378	0.657	NPT 3"
ER	EQ	ET	U	EM
5.250	0.630	3.006	1.249	1.375
EL	S	EP	R	d1
1.750	0.250	2.754	1.110	EUNC 1/2"-13
ES	t1	t2	C	CH
2.480	0.984	1.496	29.139	3.189
Flange FC-279	AJ	AK	BD	BF
	11.000	12.500	13.189	UNC 5/8"x11
BB	AH			
0.250	5.250			

Performed by:

Checked:

Customer:

Close Coupled Pump : Three-Phase - "JM" Type - ODP - NEMA Premium

Three-phase induction motor
Frame 364/5JM - IP23

27-SEP-2016



1 2 3 4 5 6 7 8

A

PART-WINDING

WYE-DELTA

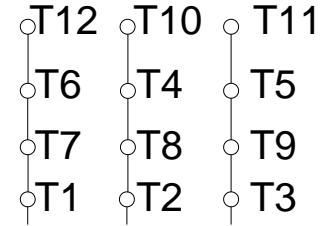
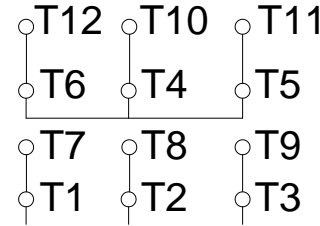
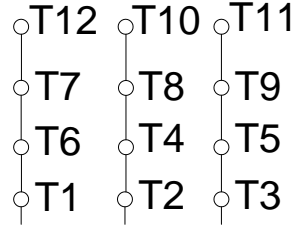
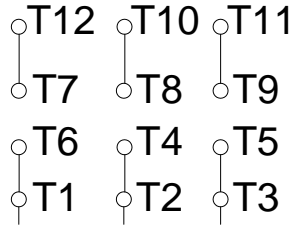
START

RUN

START

RUN

B



C

L1 L2 L3

L1 L2 L3

L1 L2 L3

L1 L2 L3

D

E

F

Notes: Downloaded from <http://dealerselectric.com>
 Generated for Model #06018OT3G364JM

Performed by:

Checked:

Customer:

Close Coupled Pump : Three-Phase - "JM" Type - ODP - NEMA Premium

Three-phase induction motor
 Frame 364/5JM - IP23

27-SEP-2016

