



Dealers Industrial Equipment

No.:

Date: 27-SEP-2016

Customer :

TECHNICAL PROPOSAL

Three-phase induction motor - Squirrel cage rotor

Product line : Close Coupled Pump : Three-Phase - "JP" Type - ODP - High Efficiency

Catalog Number : 06018OP3G364JP

List Price : \$5,254

Notes:

Downloaded from <http://dealerselectric.com>

Generated for Model #06018OP3G364JP

Performed by:

Checked:



Dealers Industrial Equipment

No.:

Date: 27-SEP-2016

DATA SHEET

Three-phase induction motor - Squirrel cage rotor

Customer :
 Product line : Close Coupled Pump : Three-Phase - "JP" Type - ODP - High Efficiency

Frame : 364JP
 Output : 60 HP
 Frequency : 60 Hz
 Poles : 4
 Full load speed : 1780 rpm
 Slip : 1.11 %
 Voltage : 460 V
 Rated current : 70.2 A
 Locked rotor current : 428 A
 Locked rotor current (I_L/I_n) : 6.1
 No-load current : 24.0 A
 Full load torque : 175 lb.ft
 Locked rotor torque : 220 %
 Breakdown torque : 260 %
 Design : B
 Insulation class : F
 Temperature rise : 80 K
 Locked rotor time : 16 s (hot)
 Service factor : 1.15
 Duty cycle : S1
 Ambient temperature : -20°C - +40°C
 Altitude : 1000 m
 Degree of Protection : IP23
 Approximate weight : 633 lb
 Moment of inertia : 12.456 sq.ft.lb
 Noise level : 67 dB(A)

	D.E.	N.D.E.
Bearings	6314 C3	6314 C3
Regreasing interval	20000 h	20000 h
Grease amount	27 g	27 g

Load	Power factor	Efficiency (%)
100%	0.86	93.6
75%	0.83	93.6
50%	0.73	92.4

Notes:
 Downloaded from <http://dealerselectric.com>
 Generated for Model #06018OP3G364JP

Performed by

Checked



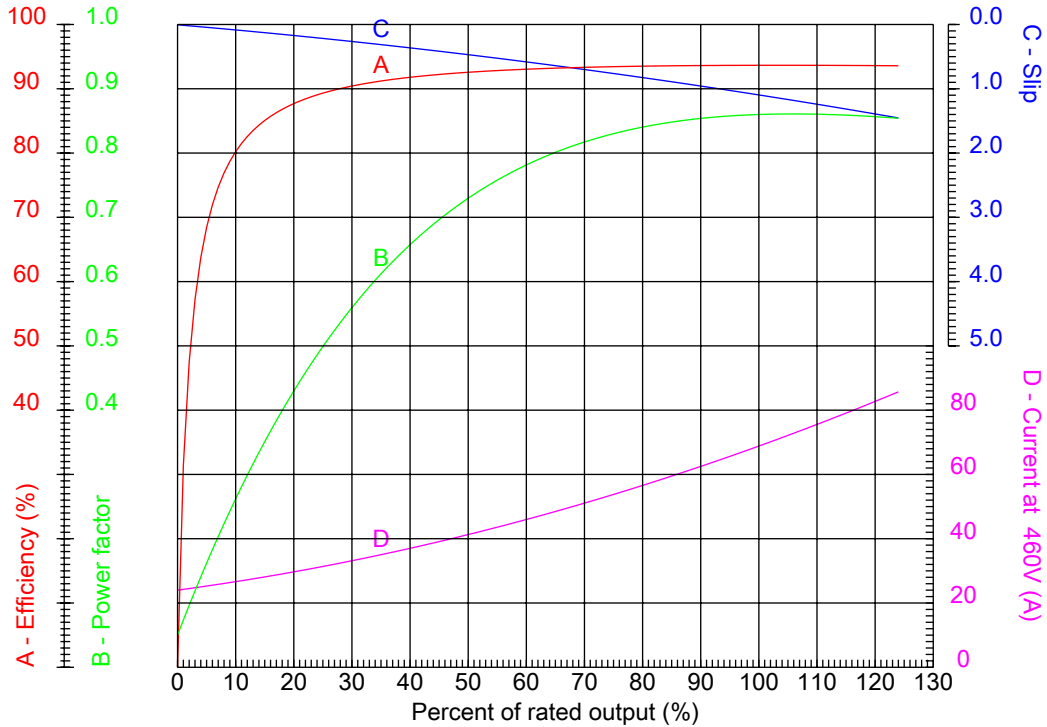
Dealers Industrial Equipment

No.:

Date: 27-SEP-2016

PERFORMANCE CURVES RELATED TO RATED OUTPUT

Three-phase induction motor - Squirrel cage rotor



Customer :
 Product line : Close Coupled Pump : Three-Phase - "JP" Type - ODP - High Efficiency

Frame	: 364JP	Locked rotor current (I _l /I _n)	: 6.1
Output	: 60 HP	Duty cycle	: S1
Frequency	: 60 Hz	Service factor	: 1.15
Full load speed	: 1780 rpm	Design	: B
Voltage	: 460 V	Locked rotor torque	: 220 %
Rated current	: 70.2 A	Breakdown torque	: 260 %
Insulation class	: F		

Notes:
 Downloaded from <http://dealerselectric.com>
 Generated for Model #06018OP3G364JP

Performed by

Checked



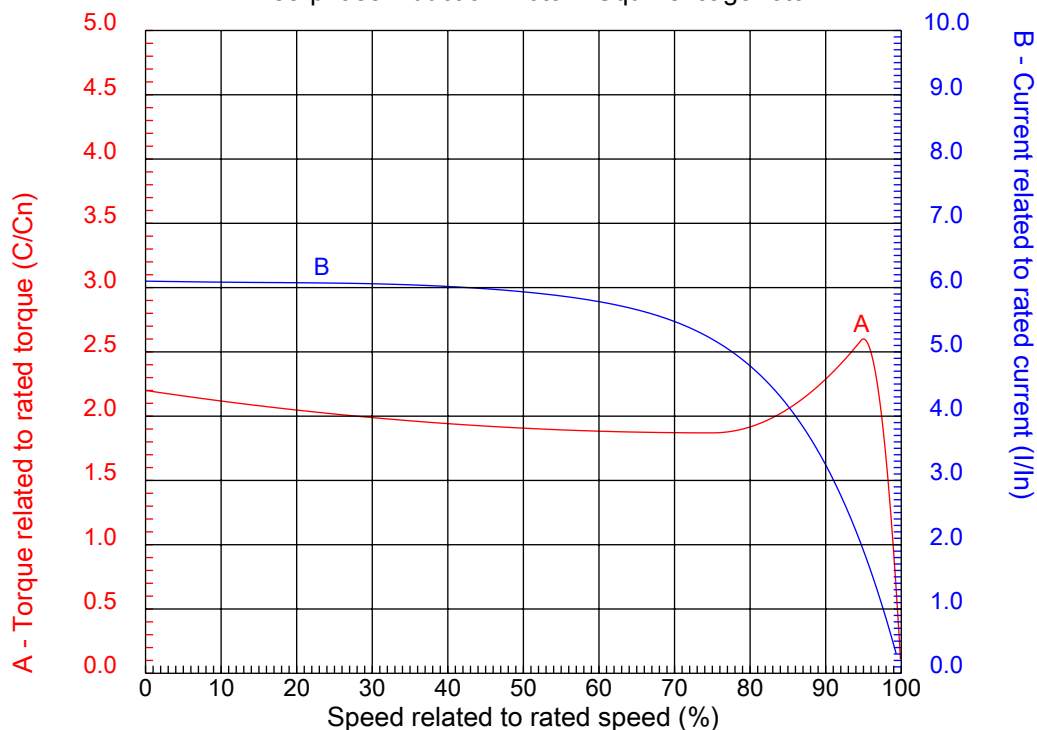
Dealers Industrial Equipment

No.:

Date: 27-SEP-2016

CHARACTERISTIC CURVES RELATED TO SPEED

Three-phase induction motor - Squirrel cage rotor



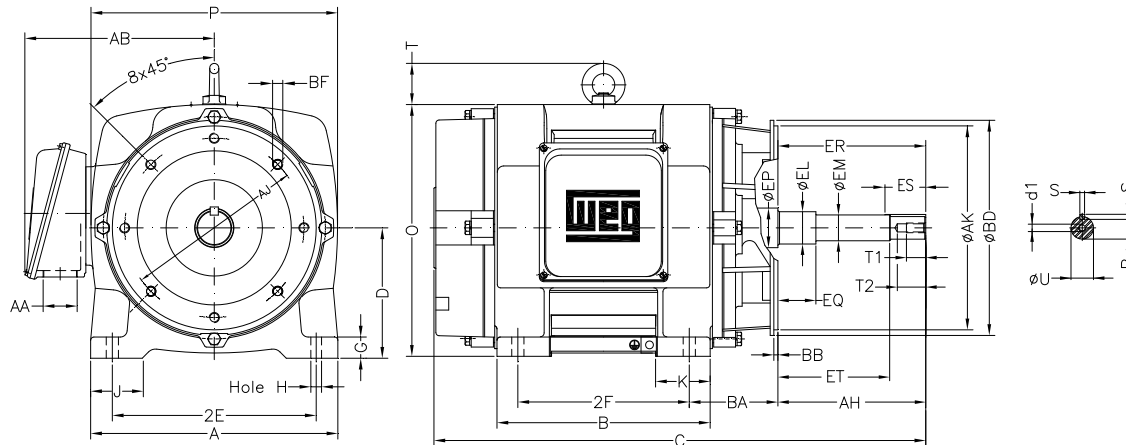
Customer :
Product line : Close Coupled Pump : Three-Phase - "JP" Type - ODP - High Efficiency

Frame	: 364JP	Locked rotor current (I _l /I _n)	: 6.1
Output	: 60 HP	Duty cycle	: S1
Frequency	: 60 Hz	Service factor	: 1.15
Full load speed	: 1780 rpm	Design	: B
Voltage	: 460 V	Locked rotor torque	: 220 %
Rated current	: 70.2 A	Breakdown torque	: 260 %
Insulation class	: F		

Notes:
Downloaded from <http://dealerselectric.com>
Generated for Model #06018OP3G364JP

Performed by

Checked



Notes: Downloaded from <http://dealerselectric.com>
Generated for Model #060180P3G364JP

2E	A	2F	B	J
14.000	17.170	11.250/12.250	15.400	3.150
BA	D	K	G	O
5.875	9.000	4.140	1.480	18.425
P	T	AB	H	AA
17.874	2.795	16.378	0.657	NPT 3"
ER	EQ	ET	U	EM
8.130	2.382	5.886	1.624	1.750
EL	S	EP	R	ES
2.125	0.375	2.756	1.413	2.480
d1	t1	t2	C	Flange
EUNC 1/2"-13	0.984	1.496	32.019	FC-279
AJ	AK	BD	BF	BB
11.000	12.500	13.189	UNC 5/8"x11	0.250
AH				
8.130				

Performed by:

Checked:

Customer:

Close Coupled Pump : Three-Phase - "JP" Type - ODP - High Efficiency

Three-phase induction motor
Frame 364JP - IP23

27-SEP-2016



1 2 3 4 5 6 7 8

A

PART-WINDING

WYE-DELTA

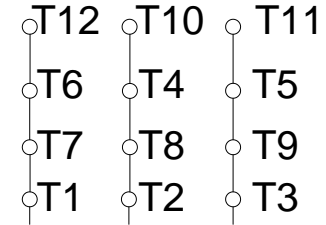
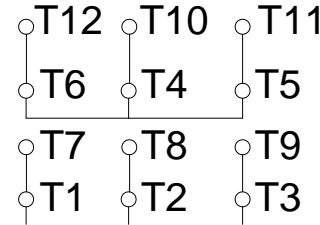
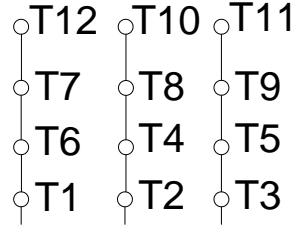
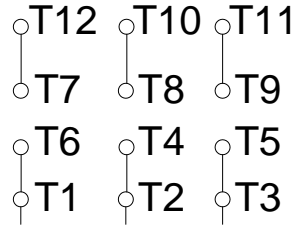
START

RUN

START

RUN

B



C

L1 L2 L3

L1 L2 L3

L1 L2 L3

L1 L2 L3

D

E

F

Notes: Downloaded from http://dealerselectric.com Generated for Model #06018OP3G364JP		
Performed by:		
Checked:		
Customer:		
Close Coupled Pump : Three-Phase - "JP" Type - ODP - High Efficiency		
Three-phase induction motor Frame 364JP - IP23	27-SEP-2016	