



Dealers Industrial Equipment

No.:

Date: 27-SEP-2016

Customer :

TECHNICAL PROPOSAL

Three-phase induction motor - Squirrel cage rotor

Product line : Close Coupled Pump : Three-Phase - "JM" Type - ODP - NEMA Premium

Catalog Number : 05036OT3H324JM

List Price : \$4,607

Notes:

Downloaded from <http://dealerselectric.com>

Generated for Model #05036OT3H324JM

Performed by:

Checked:



Dealers Industrial Equipment

No.:

Date: 27-SEP-2016

DATA SHEET

Three-phase induction motor - Squirrel cage rotor

Customer :
 Product line : Close Coupled Pump : Three-Phase - "JM" Type - ODP - NEMA Premium

Frame : 324JM
 Output : 50 HP
 Frequency : 60 Hz
 Poles : 2
 Full load speed : 3555 rpm
 Slip : 1.25 %
 Voltage : 575 V
 Rated current : 47.3 A
 Locked rotor current : 303 A
 Locked rotor current (I_L/I_n) : 6.4
 No-load current : 13.6 A
 Full load torque : 72.9 lb.ft
 Locked rotor torque : 220 %
 Breakdown torque : 260 %
 Design : B
 Insulation class : F
 Temperature rise : 80 K
 Locked rotor time : 28 s (hot)
 Service factor : 1.15
 Duty cycle : S1
 Ambient temperature : -20°C - +40°C
 Altitude : 1000 m
 Degree of Protection : IP23
 Approximate weight : 496 lb
 Moment of inertia : 3.8312 sq.ft.lb
 Noise level : 74 dB(A)

	D.E.	N.D.E.
Bearings	6312 Z-C3	6212 Z-C3
Regreasing interval	19658 h	20000 h
Grease amount	21 g	13 g

Load	Power factor	Efficiency (%)
100%	0.84	93.6
75%	0.82	93.6
50%	0.74	92.4

Notes:
 Downloaded from <http://dealerselectric.com>
 Generated for Model #05036OT3H324JM

Performed by

Checked



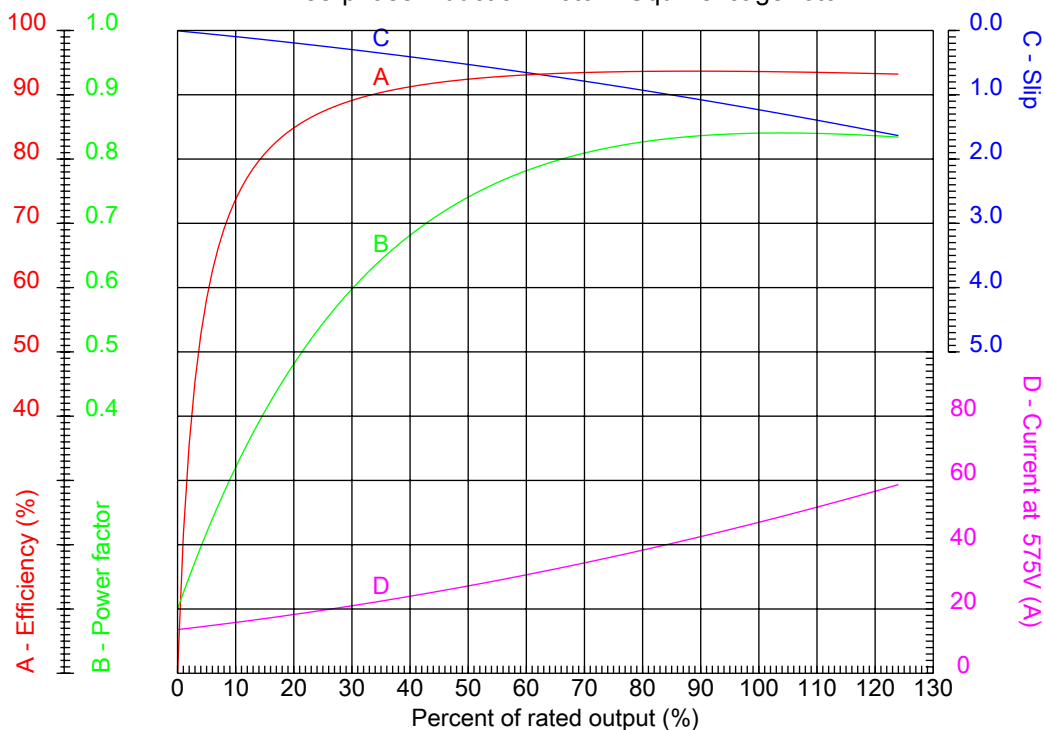
Dealers Industrial Equipment

No.:

Date: 27-SEP-2016

PERFORMANCE CURVES RELATED TO RATED OUTPUT

Three-phase induction motor - Squirrel cage rotor



Customer :
 Product line : Close Coupled Pump : Three-Phase - "JM" Type - ODP - NEMA Premium

Frame	: 324JM	Locked rotor current (I _l /I _n)	: 6.4
Output	: 50 HP	Duty cycle	: S1
Frequency	: 60 Hz	Service factor	: 1.15
Full load speed	: 3555 rpm	Design	: B
Voltage	: 575 V	Locked rotor torque	: 220 %
Rated current	: 47.3 A	Breakdown torque	: 260 %
Insulation class	: F		

Notes:
 Downloaded from <http://dealerselectric.com>
 Generated for Model #05036OT3H324JM

Performed by

Checked



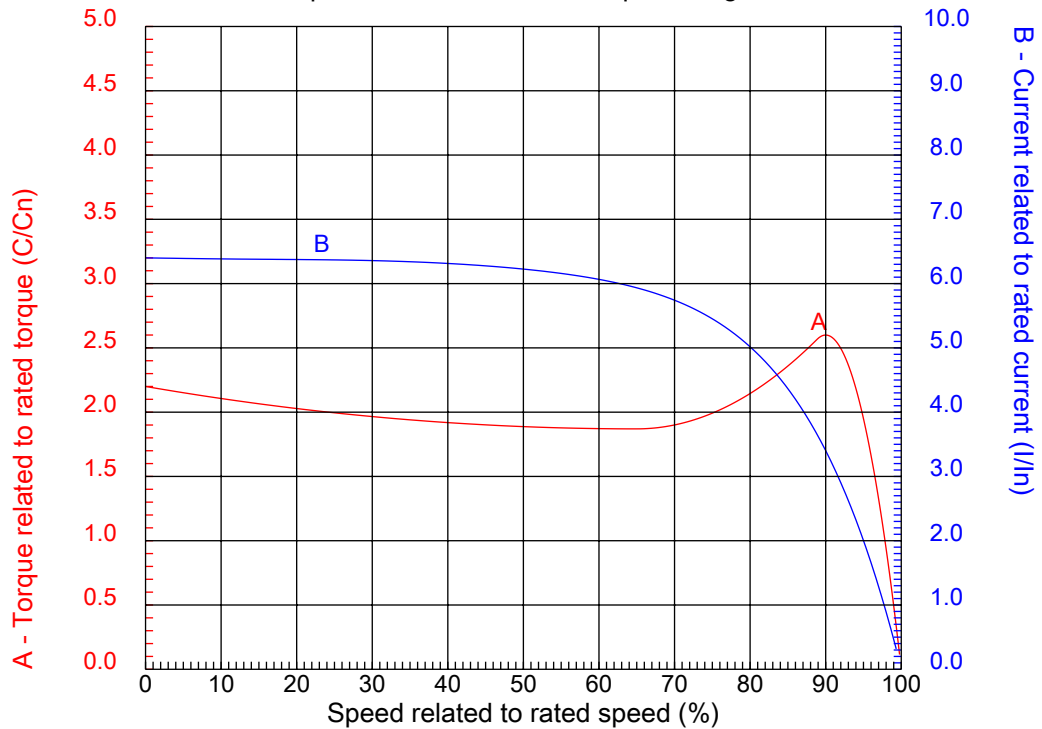
Dealers Industrial Equipment

No.:

Date: 27-SEP-2016

CHARACTERISTIC CURVES RELATED TO SPEED

Three-phase induction motor - Squirrel cage rotor



Customer :
Product line : Close Coupled Pump : Three-Phase - "JM" Type - ODP - NEMA Premium

Frame	: 324JM	Locked rotor current (I _l /I _n)	: 6.4
Output	: 50 HP	Duty cycle	: S1
Frequency	: 60 Hz	Service factor	: 1.15
Full load speed	: 3555 rpm	Design	: B
Voltage	: 575 V	Locked rotor torque	: 220 %
Rated current	: 47.3 A	Breakdown torque	: 260 %
Insulation class	: F		

Notes:
Downloaded from <http://dealerselectric.com>
Generated for Model #05036OT3H324JM

Performed by

Checked



Notes: Downloaded from <http://dealerselectric.com>
Generated for Model #050360T3H324JM

E	2E 12.500	A 15.160	2F 10.500	B 13.070	J 3.230
	BA 5.500	D 8.000	K 3.350	G 1.299	O 15.551
	P 15.118	T 2.559	AB 11.496	H 0.657	AA NPT 2"
	ER 5.250	EQ 0.630	ET 3.006	U 1.249	EM 1.375
	EL 1.750	S 0.250	EP 2.360	R 1.110	d1 EUNC 1/2"-13
F	ES 2.480	t1 0.984	t2 1.496	C 26.431	CH 2.716
	Flange FC-279	AJ 11.000	AK 12.500	BD 13.189	BF UNC 5/8"x11
	BB 0.250	AH 5.250			

Performed by:


Checked:

Customer:

Close Coupled Pump : Three-Phase - "JM" Type - ODP - NEMA Premium

Three-phase induction motor
Frame 324JM - IP23

27-SEP-2016



1 2 3 4 5 6 7 8

A

B

C

D

E

F



Notes: Downloaded from <http://dealerselectric.com>
Generated for Model #05036OT3H324JM

Performed by:

Checked:

Customer:

Close Coupled Pump : Three-Phase - "JM" Type - ODP - NEMA Premium

Three-phase induction motor
Frame 324JM - IP23

27-SEP-2016

