



# Dealers Industrial Equipment

No.:

Date: 23-SEP-2016

Customer :

## TECHNICAL PROPOSAL

### Three-phase induction motor - Squirrel cage rotor

Product line : Close Coupled Pump: Three-Phase - W22 "JM" Type - TEFC - NEMA Premium

Catalog Number : 05018ET3E326JM-W22

List Price : \$6,513

#### Notes:

Downloaded from <http://dealerselectric.com>

Generated for Model #05018ET3E326JM-W22

Performed by:

Checked:



# Dealers Industrial Equipment

No.:

Date: 23-SEP-2016

## DATA SHEET Three-phase induction motor - Squirrel cage rotor

Customer :  
 Product line : Close Coupled Pump: Three-Phase - W22 "JM" Type - TEFC - NEMA Premium

Frame : 324/6JM  
 Output : 50 HP  
 Frequency : 60 Hz  
 Poles : 4  
 Full load speed : 1775 rpm  
 Slip : 1.39 %  
 Voltage : 208-230/460 V  
 Rated current : 131-118/59.2 A  
 Locked rotor current : 734/367 A  
 Locked rotor current (I<sub>L</sub>/I<sub>n</sub>) : 6.2  
 No-load current : 47.0/23.5 A  
 Full load torque : 146 lb.ft  
 Locked rotor torque : 230 %  
 Breakdown torque : 270 %  
 Design : B  
 Insulation class : F  
 Temperature rise : 80 K  
 Locked rotor time : 15 s (hot)  
 Service factor : 1.25  
 Duty cycle : S1  
 Ambient temperature : -20°C - +40°C  
 Altitude : 1000 m  
 Degree of Protection : IP55  
 Approximate weight : 536 lb  
 Moment of inertia : 9.1624 sq.ft.lb  
 Noise level : 66 dB(A)

	D.E.	N.D.E.
Bearings	6312 C3	6212 C3
Regreasing interval	20000 h	20000 h
Grease amount	21 g	13 g

Load	Power factor	Efficiency (%)
100%	0.83	94.5
75%	0.77	94.1
50%	0.66	93.0

Notes:  
 Downloaded from <http://dealerselectric.com>  
 Generated for Model #05018ET3E326JM-W22

Performed by

Checked



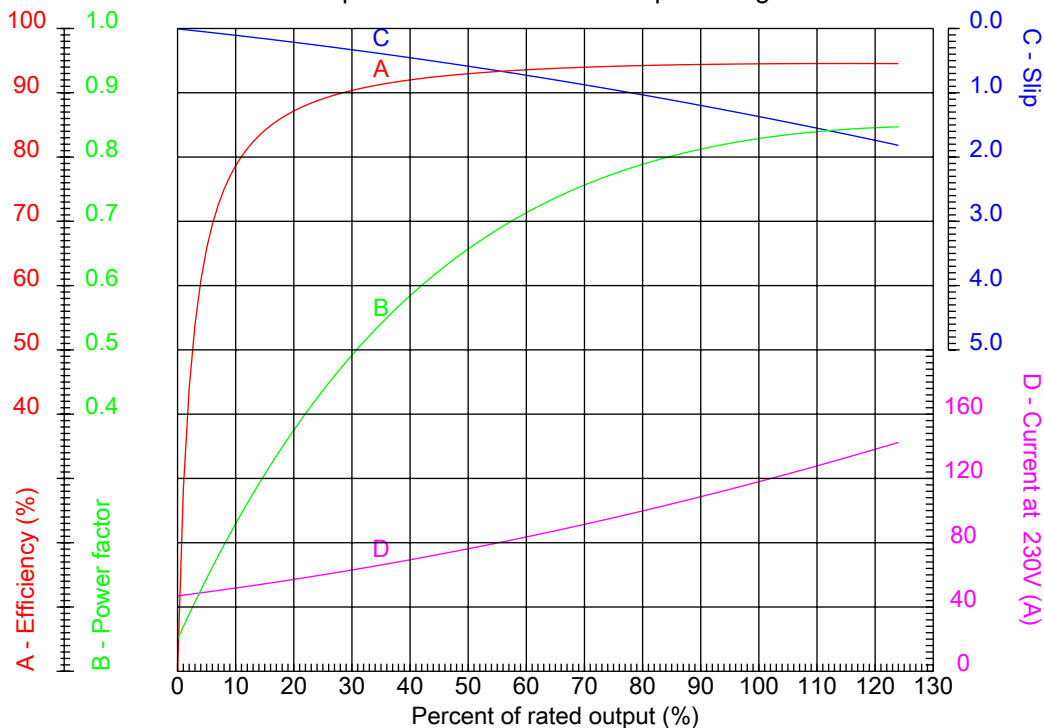
# Dealers Industrial Equipment

No.:

Date: 23-SEP-2016

## PERFORMANCE CURVES RELATED TO RATED OUTPUT

Three-phase induction motor - Squirrel cage rotor



Customer :  
 Product line : Close Coupled Pump: Three-Phase - W22 "JM" Type - TEFC - NEMA Premium

Frame	: 324/6JM	Locked rotor current (I <sub>l</sub> /I <sub>n</sub> )	: 6.2
Output	: 50 HP	Duty cycle	: S1
Frequency	: 60 Hz	Service factor	: 1.25
Full load speed	: 1775 rpm	Design	: B
Voltage	: 208-230/460 V	Locked rotor torque	: 230 %
Rated current	: 131-118/59.2 A	Breakdown torque	: 270 %
Insulation class	: F		

Notes:  
 Downloaded from <http://dealerselectric.com>  
 Generated for Model #05018ET3E326JM-W22

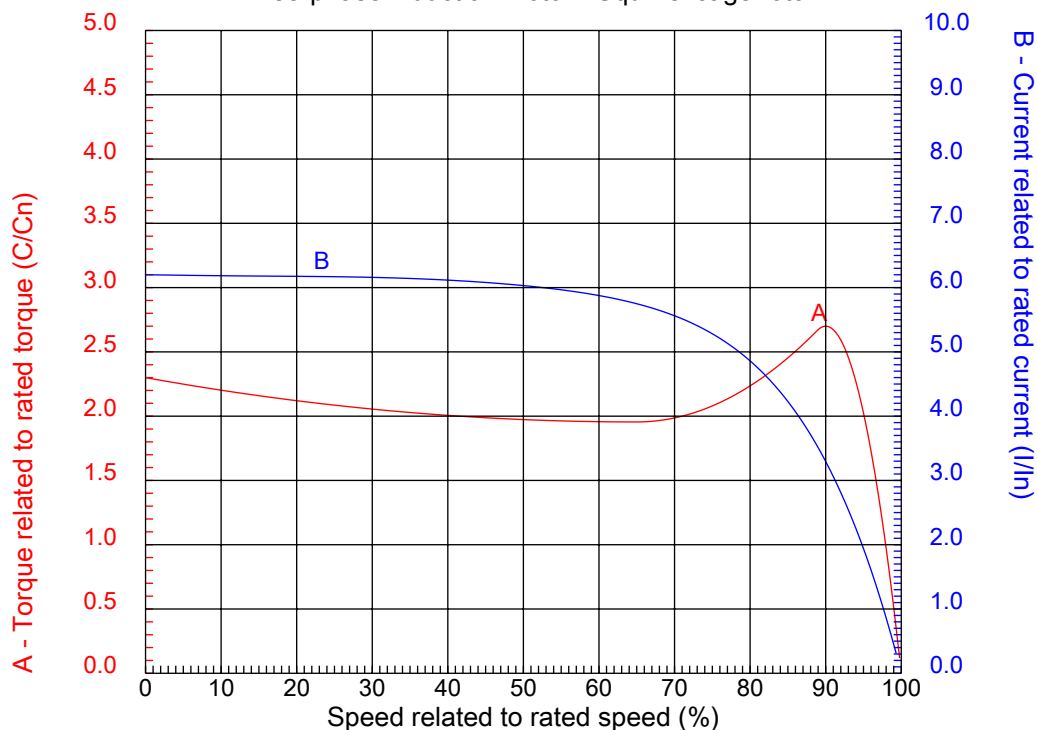
Performed by

Checked



## CHARACTERISTIC CURVES RELATED TO SPEED

Three-phase induction motor - Squirrel cage rotor



Customer :  
Product line : Close Coupled Pump: Three-Phase - W22 "JM" Type - TEFC - NEMA Premium

Frame	: 324/6JM	Locked rotor current (I <sub>l</sub> /I <sub>n</sub> )	: 6.2
Output	: 50 HP	Duty cycle	: S1
Frequency	: 60 Hz	Service factor	: 1.25
Full load speed	: 1775 rpm	Design	: B
Voltage	: 208-230/460 V	Locked rotor torque	: 230 %
Rated current	: 131-118/59.2 A	Breakdown torque	: 270 %
Insulation class	: F		

Notes:  
Downloaded from <http://dealerselectric.com>  
Generated for Model #05018ET3E326JM-W22

Performed by

Checked



Notes: Downloaded from <http://dealerselectric.com>  
 Generated for Model #05018ET3E326JM-W22

2E	J	A	P	AB
12.500	3.189	15.157	15.827	12.575
2F	K	B	BA	D
10.500/12.000	4.055	14.567	5.250	8.000
G	O	T	H	AA
1.300	15.953	2.441	0.657	NPT 2"
EQ	ET	U	EM	EL
0.630	3.006	1.249	1.375	1.750
EP	ES	t1	t2	C
2.360	2.480	0.984	1.496	29.645
d1	HH	HK	HB	LL
EUNC 1/2"-13	11.250	4.705	4.811	9.055
LM	S	R	Flange	AJ
8.661	0.250	1.110	FC-279	11.000
AK	BD	BF	BB	AH
12.500	13.593	UNC 5/8"x11	0.248	5.250

Performed by:

Checked:

Customer:

Close Coupled Pump: Three-Phase - W22 "JM" Type - TEFC - NEMA Premium

Three-phase induction motor  
 Frame 324/6JM - IP55

23-SEP-2016



1 2 3 4 5 6 7 8

A  
B  
C  
D  
E  
F

LOW VOLTAGE

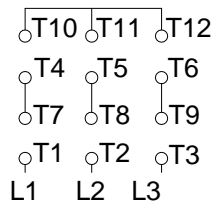
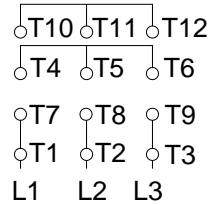
HIGH VOLTAGE



CONNECTIONS FOR STARTING ONLY:

LOW VOLTAGE

HIGH VOLTAGE



Notes: Downloaded from <http://dealerselectric.com>  
Generated for Model #05018ET3E326JM-W22

Performed by:

Checked:

Customer:

Close Coupled Pump: Three-Phase - W22 "JM" Type - TEFC - NEMA Premium

Three-phase induction motor  
Frame 324/6JM - IP55

23-SEP-2016

