



Dealers Industrial Equipment

No.:

Date: 23-SEP-2016

Customer :

TECHNICAL PROPOSAL

Three-phase induction motor - Squirrel cage rotor

Product line : Close Coupled Pump : Three-Phase - "JP" Type - ODP - NEMA Premium

Catalog Number : 04036OT3H286JP

List Price : \$3,811

Notes:

Downloaded from <http://dealerselectric.com>

Generated for Model #04036OT3H286JP

Performed by:

Checked:



Dealers Industrial Equipment

No.:

Date: 23-SEP-2016

DATA SHEET

Three-phase induction motor - Squirrel cage rotor

Customer :
 Product line : Close Coupled Pump : Three-Phase - "JP" Type - ODP - NEMA Premium

Frame : 286JP
 Output : 40 HP
 Frequency : 60 Hz
 Poles : 2
 Full load speed : 3535 rpm
 Slip : 1.81 %
 Voltage : 575 V
 Rated current : 37.7 A
 Locked rotor current : 241 A
 Locked rotor current (I_L/I_n) : 6.4
 No-load current : 10.4 A
 Full load torque : 58.6 lb.ft
 Locked rotor torque : 200 %
 Breakdown torque : 260 %
 Design : B
 Insulation class : F
 Temperature rise : 80 K
 Locked rotor time : 10 s (hot)
 Service factor : 1.15
 Duty cycle : S1
 Ambient temperature : -20°C - +40°C
 Altitude : 1000 m
 Degree of Protection : IP23
 Approximate weight : 417 lb
 Moment of inertia : 2.3569 sq.ft.lb
 Noise level : 73 dB(A)

	D.E.	N.D.E.
Bearings	6311 Z-C3	6211 Z-C3
Regreasing interval	20000 h	20000 h
Grease amount	18 g	11 g

Load	Power factor	Efficiency (%)
100%	0.86	93.0
75%	0.83	93.0
50%	0.74	91.7

Notes:
 Downloaded from <http://dealerselectric.com>
 Generated for Model #04036OT3H286JP

Performed by

Checked



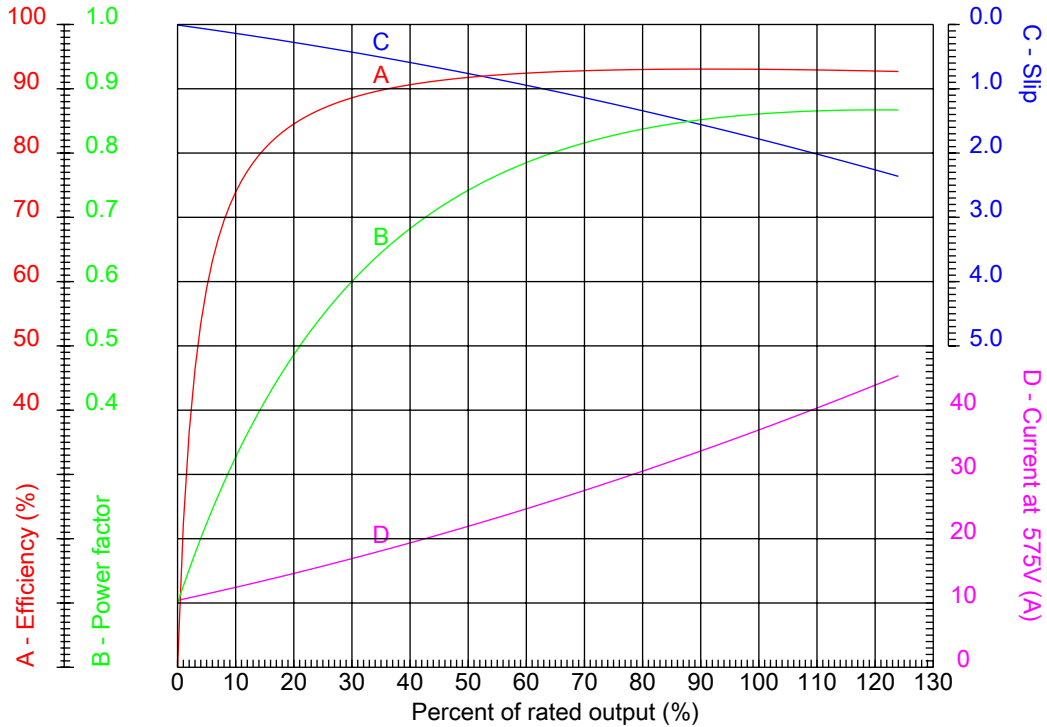
Dealers Industrial Equipment

No.:

Date: 23-SEP-2016

PERFORMANCE CURVES RELATED TO RATED OUTPUT

Three-phase induction motor - Squirrel cage rotor



Customer :
 Product line : Close Coupled Pump : Three-Phase - "JP" Type - ODP - NEMA Premium

Frame	: 286JP	Locked rotor current (I _l /I _n)	: 6.4
Output	: 40 HP	Duty cycle	: S1
Frequency	: 60 Hz	Service factor	: 1.15
Full load speed	: 3535 rpm	Design	: B
Voltage	: 575 V	Locked rotor torque	: 200 %
Rated current	: 37.7 A	Breakdown torque	: 260 %
Insulation class	: F		

Notes:
 Downloaded from <http://dealerselectric.com>
 Generated for Model #04036OT3H286JP

Performed by

Checked



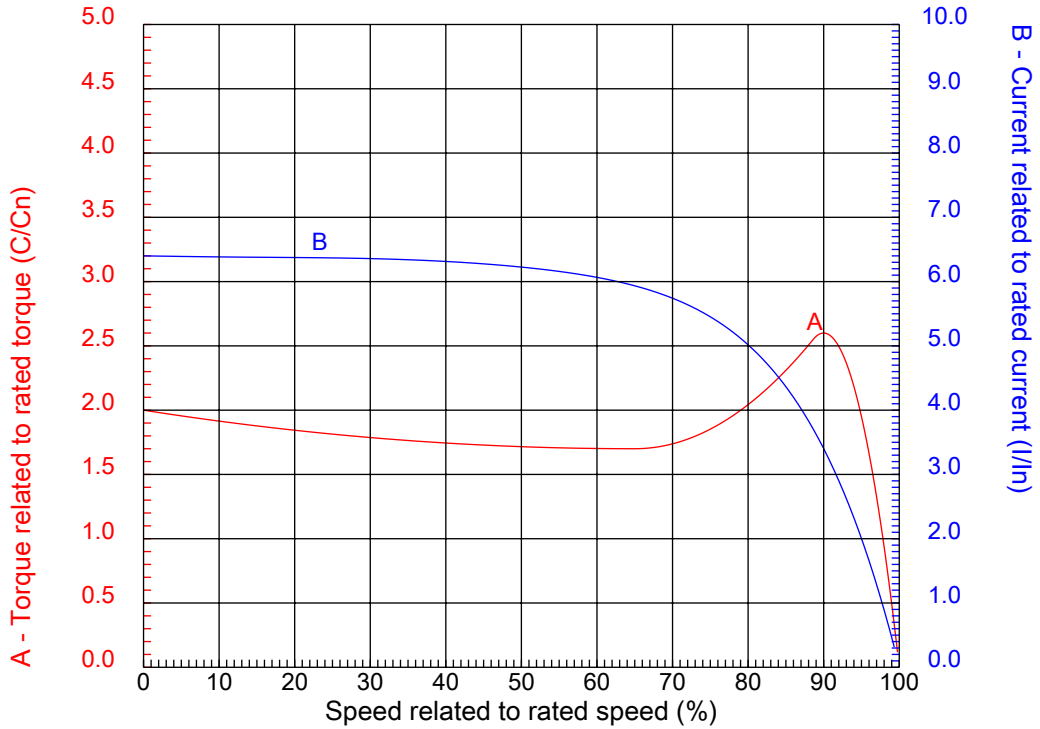
Dealers Industrial Equipment

No.:

Date: 23-SEP-2016

CHARACTERISTIC CURVES RELATED TO SPEED

Three-phase induction motor - Squirrel cage rotor



Customer :
Product line : Close Coupled Pump : Three-Phase - "JP" Type - ODP - NEMA Premium

Frame	: 286JP	Locked rotor current (I _l /I _n)	: 6.4
Output	: 40 HP	Duty cycle	: S1
Frequency	: 60 Hz	Service factor	: 1.15
Full load speed	: 3535 rpm	Design	: B
Voltage	: 575 V	Locked rotor torque	: 200 %
Rated current	: 37.7 A	Breakdown torque	: 260 %
Insulation class	: F		

Notes:
Downloaded from <http://dealerselectric.com>
Generated for Model #04036OT3H286JP

Performed by

Checked



Notes: Downloaded from <http://dealerselectric.com>
Generated for Model #04036OT3H286JP

2E	A	2F	B	J
11.000	13.780	11.000	13.070	3.150
BA	D	K	G	O
5.000	7.000	2.953	1.102	13.858
P	T	AB	H	AA
13.700	2.165	10.866	0.531	NPT 1 1/2"
ER	EQ	ET	U	EM
8.130	2.382	5.886	1.249	1.375
EL	S	EP	R	ES
1.750	0.250	2.163	1.110	2.559
d1	t1	t2	C	Flange
EUNC 1/2"-13	0.984	1.496	28.634	FC-279
AJ	AK	BD	BF	BB
11.000	12.500	14.000	UNC 5/8"x11	0.250
AH				
8.130				

Performed by:


Checked:

Customer:

Close Coupled Pump : Three-Phase - "JP" Type - ODP - NEMA Premium

Three-phase induction motor
Frame 286JP - IP23

23-SEP-2016



1 2 3 4 5 6 7 8

A
B
C
D
E
F

RUN

ONLY FOR START



Notes: Downloaded from http://dealerselectric.com Generated for Model #04036OT3H286JP		
Performed by:		
Checked:		
Customer:		
Close Coupled Pump : Three-Phase - "JP" Type - ODP - NEMA Premium		
Three-phase induction motor Frame 286JP - IP23	23-SEP-2016	