



Dealers Industrial Equipment

No.:

Date: 23-SEP-2016

Customer :

TECHNICAL PROPOSAL

Three-phase induction motor - Squirrel cage rotor

Product line : Close Coupled Pump : Three-Phase - "JM" Type - ODP - NEMA Premium

Catalog Number : 04036OT3H286JM

List Price : \$3,811

Notes:

Downloaded from <http://dealerselectric.com>

Generated for Model #04036OT3H286JM

Performed by:

Checked:



Dealers Industrial Equipment

No.:

Date: 23-SEP-2016

DATA SHEET Three-phase induction motor - Squirrel cage rotor

Customer :
 Product line : Close Coupled Pump : Three-Phase - "JM" Type - ODP - NEMA Premium

Frame : 286JM
 Output : 40 HP
 Frequency : 60 Hz
 Poles : 2
 Full load speed : 3535 rpm
 Slip : 1.81 %
 Voltage : 575 V
 Rated current : 37.7 A
 Locked rotor current : 241 A
 Locked rotor current (I_L/I_n) : 6.4
 No-load current : 10.4 A
 Full load torque : 58.6 lb.ft
 Locked rotor torque : 200 %
 Breakdown torque : 260 %
 Design : B
 Insulation class : F
 Temperature rise : 80 K
 Locked rotor time : 10 s (hot)
 Service factor : 1.15
 Duty cycle : S1
 Ambient temperature : -20°C - +40°C
 Altitude : 1000 m
 Degree of Protection : IP23
 Approximate weight : 417 lb
 Moment of inertia : 2.3569 sq.ft.lb
 Noise level : 73 dB(A)

	D.E.	N.D.E.
Bearings	6311 Z-C3	6211 Z-C3
Regreasing interval	20000 h	20000 h
Grease amount	18 g	11 g

Load	Power factor	Efficiency (%)
100%	0.86	93.0
75%	0.83	93.0
50%	0.74	91.7

Notes:
 Downloaded from <http://dealerselectric.com>
 Generated for Model #04036OT3H286JM

Performed by

Checked



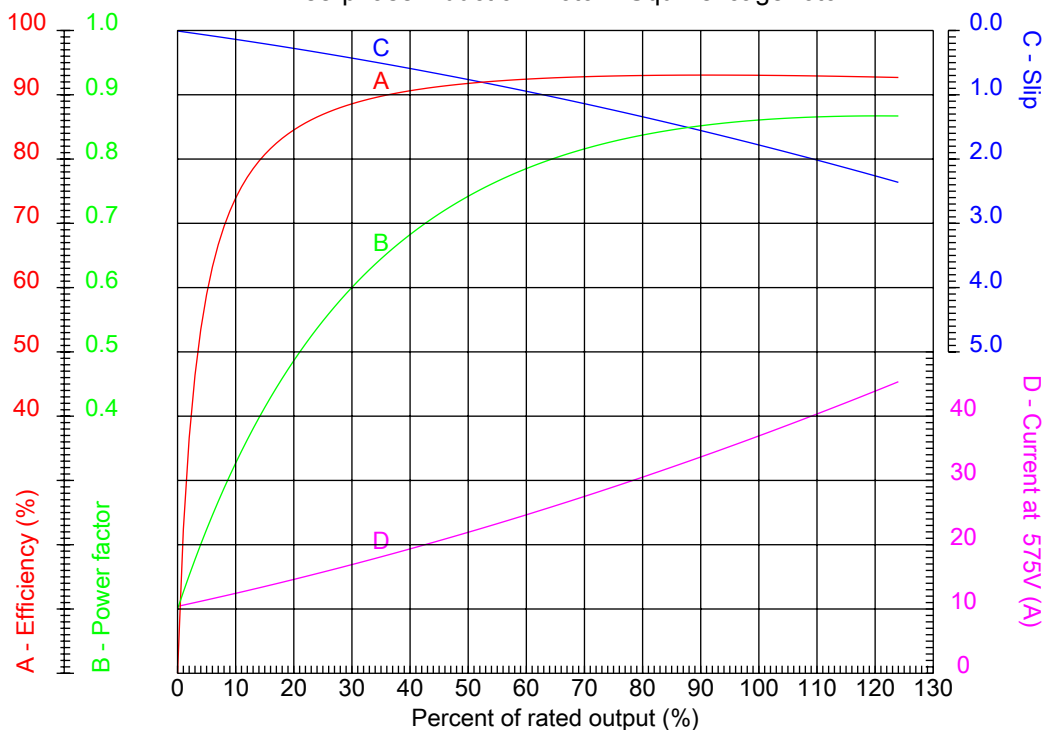
Dealers Industrial Equipment

No.:

Date: 23-SEP-2016

PERFORMANCE CURVES RELATED TO RATED OUTPUT

Three-phase induction motor - Squirrel cage rotor



Customer :
 Product line : Close Coupled Pump : Three-Phase - "JM" Type - ODP - NEMA Premium

Frame	: 286JM	Locked rotor current (I _l /I _n)	: 6.4
Output	: 40 HP	Duty cycle	: S1
Frequency	: 60 Hz	Service factor	: 1.15
Full load speed	: 3535 rpm	Design	: B
Voltage	: 575 V	Locked rotor torque	: 200 %
Rated current	: 37.7 A	Breakdown torque	: 260 %
Insulation class	: F		

Notes:
 Downloaded from <http://dealerselectric.com>
 Generated for Model #04036OT3H286JM

Performed by

Checked



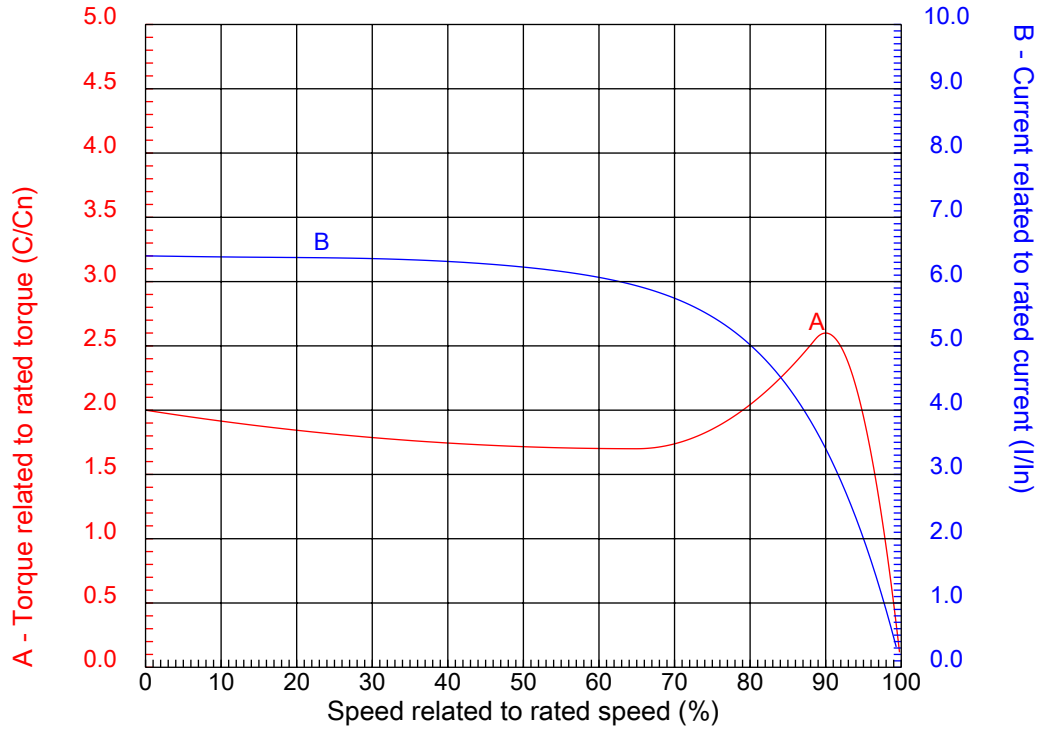
Dealers Industrial Equipment

No.:

Date: 23-SEP-2016

CHARACTERISTIC CURVES RELATED TO SPEED

Three-phase induction motor - Squirrel cage rotor



Customer :
Product line : Close Coupled Pump : Three-Phase - "JM" Type - ODP - NEMA Premium

Frame	: 286JM	Locked rotor current (I _l /I _n)	: 6.4
Output	: 40 HP	Duty cycle	: S1
Frequency	: 60 Hz	Service factor	: 1.15
Full load speed	: 3535 rpm	Design	: B
Voltage	: 575 V	Locked rotor torque	: 200 %
Rated current	: 37.7 A	Breakdown torque	: 260 %
Insulation class	: F		

Notes:
Downloaded from <http://dealerselectric.com>
Generated for Model #04036OT3H286JM

Performed by

Checked



Notes: Downloaded from <http://dealerselectric.com>
Generated for Model #040360T3H286JM

E	2E 11.000	A 13.780	2F 11.000	B 13.070	J 3.150
	BA 5.000	D 7.000	K 2.953	G 1.102	O 13.858
	P 13.700	T 2.165	AB 10.866	H 0.531	AA NPT 1 1/2"
	ER 5.250	EQ 0.630	ET 3.006	U 1.249	EM 1.375
	EL 1.750	S 0.250	EP 2.163	R 1.110	d1 EUNC 1/2"-13
F	ES 2.559	t1 0.984	t2 1.496	C 25.754	CH 2.323
	Flange FC-279	AJ 11.000	AK 12.500	BD 14.000	BF UNC 5/8"x11
	BB 0.250	AH 5.250			

Performed by:


Checked:

Customer:

Close Coupled Pump : Three-Phase - "JM" Type - ODP - NEMA Premium

Three-phase induction motor
Frame 286JM - IP23

23-SEP-2016



1 2 3 4 5 6 7 8

A
B
C
D
E
F

RUN



ONLY FOR START



Notes: Downloaded from http://dealerselectric.com Generated for Model #04036OT3H286JM		
Performed by:		
Checked:		
Customer:		
Close Coupled Pump : Three-Phase - "JM" Type - ODP - NEMA Premium		
Three-phase induction motor Frame 286JM - IP23	23-SEP-2016	