



Dealers Industrial Equipment

No.:

Date: 23-SEP-2016

Customer :

TECHNICAL PROPOSAL

Three-phase induction motor - Squirrel cage rotor

Product line : Close Coupled Pump : Three-Phase - "JP" Type - ODP - High Efficiency

Catalog Number : 04036OP3V286JP

List Price : \$3,260

Notes:

Downloaded from <http://dealerselectric.com>

Generated for Model #04036OP3V286JP

Performed by:

Checked:



# Dealers Industrial Equipment

No.:

Date: 23-SEP-2016

## DATA SHEET

### Three-phase induction motor - Squirrel cage rotor

Customer :  
 Product line : Close Coupled Pump : Three-Phase - "JP" Type - ODP - High Efficiency

Frame : 286JP  
 Output : 40 HP  
 Frequency : 60 Hz  
 Poles : 2  
 Full load speed : 3535 rpm  
 Slip : 1.81 %  
 Voltage : 200/400 V  
 Rated current : 106/53.0 A  
 Locked rotor current : 626/313 A  
 Locked rotor current (I<sub>L</sub>/I<sub>n</sub>) : 5.9  
 No-load current : 27.1/13.6 A  
 Full load torque : 58.6 lb.ft  
 Locked rotor torque : 190 %  
 Breakdown torque : 260 %  
 Design : B  
 Insulation class : F  
 Temperature rise : 80 K  
 Locked rotor time : 16 s (hot)  
 Service factor : 1.15  
 Duty cycle : S1  
 Ambient temperature : -20°C - +40°C  
 Altitude : 1000 m  
 Degree of Protection : IP23  
 Approximate weight : 417 lb  
 Moment of inertia : 2.1552 sq.ft.lb  
 Noise level : 73 dB(A)

	D.E.	N.D.E.	Load	Power factor	Efficiency (%)
Bearings	6311 Z-C3	6211 Z-C3	100%	0.89	91.7
Regreasing interval	20000 h	20000 h	75%	0.87	91.7
Grease amount	18 g	11 g	50%	0.81	91.7

Notes:  
 Downloaded from <http://dealerselectric.com>  
 Generated for Model #04036OP3V286JP

Performed by

Checked



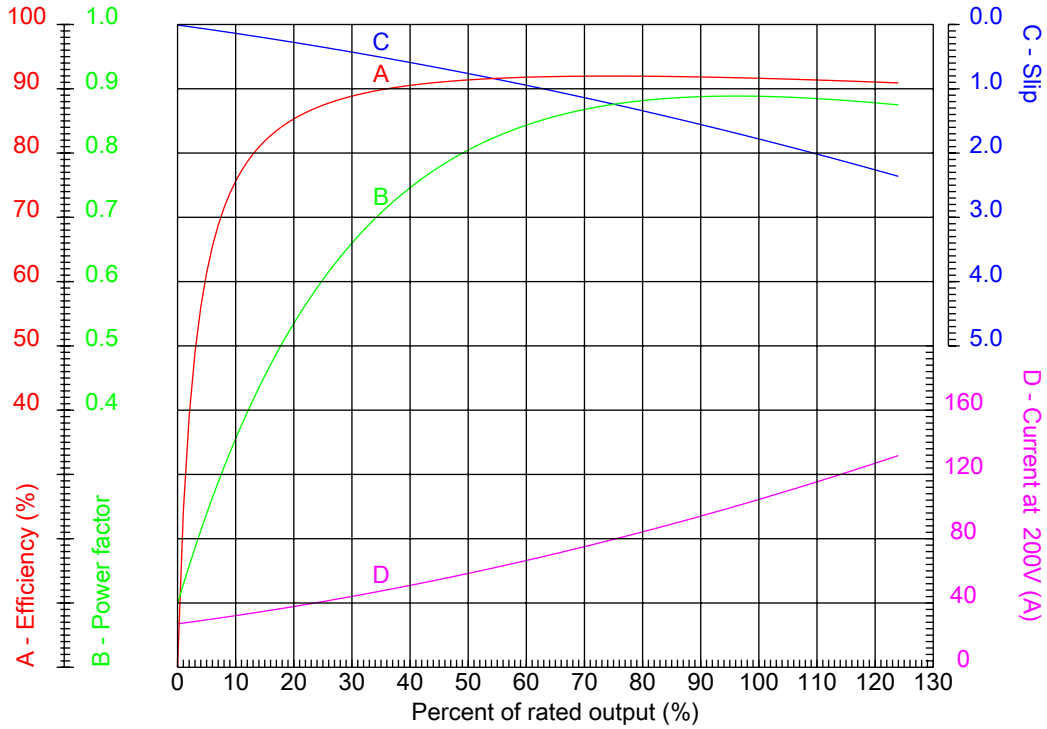
# Dealers Industrial Equipment

No.:

Date: 23-SEP-2016

## PERFORMANCE CURVES RELATED TO RATED OUTPUT

Three-phase induction motor - Squirrel cage rotor



Customer :  
 Product line : Close Coupled Pump : Three-Phase - "JP" Type - ODP - High Efficiency

Frame	: 286JP	Locked rotor current (I <sub>l</sub> /I <sub>n</sub> )	: 5.9
Output	: 40 HP	Duty cycle	: S1
Frequency	: 60 Hz	Service factor	: 1.15
Full load speed	: 3535 rpm	Design	: B
Voltage	: 200/400 V	Locked rotor torque	: 190 %
Rated current	: 106/53.0 A	Breakdown torque	: 260 %
Insulation class	: F		

Notes:  
 Downloaded from <http://dealerselectric.com>  
 Generated for Model #04036OP3V286JP

Performed by

Checked



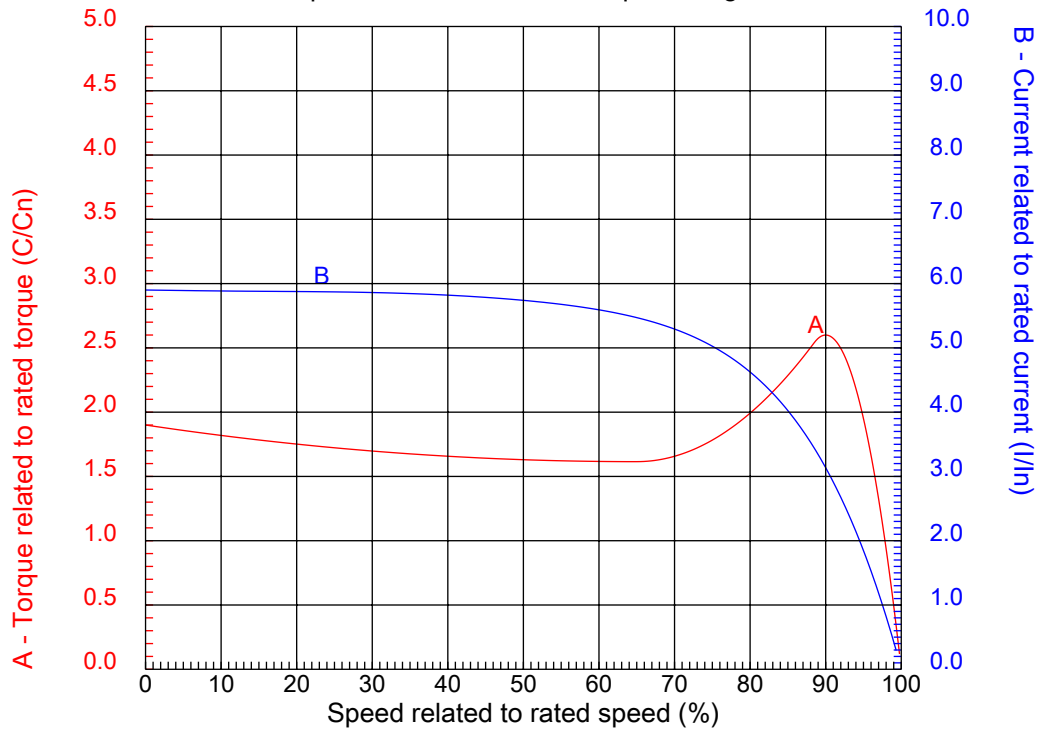
# Dealers Industrial Equipment

No.:

Date: 23-SEP-2016

## CHARACTERISTIC CURVES RELATED TO SPEED

Three-phase induction motor - Squirrel cage rotor



Customer :  
Product line : Close Coupled Pump : Three-Phase - "JP" Type - ODP - High Efficiency

Frame	: 286JP	Locked rotor current (I <sub>l</sub> /I <sub>n</sub> )	: 5.9
Output	: 40 HP	Duty cycle	: S1
Frequency	: 60 Hz	Service factor	: 1.15
Full load speed	: 3535 rpm	Design	: B
Voltage	: 200/400 V	Locked rotor torque	: 190 %
Rated current	: 106/53.0 A	Breakdown torque	: 260 %
Insulation class	: F		

Notes:  
Downloaded from <http://dealerselectric.com>  
Generated for Model #04036OP3V286JP

Performed by

Checked



Notes: Downloaded from <http://dealerselectric.com>  
Generated for Model #04036OP3V286JP

2E	A	2F	B	J
11.000	13.780	11.000	13.070	3.150
BA	D	K	G	O
5.000	7.000	2.953	1.102	13.858
P	T	AB	H	AA
13.700	2.165	10.866	0.531	NPT 1 1/2"
ER	EQ	ET	U	EM
8.130	2.382	5.886	1.249	1.375
EL	S	EP	R	ES
1.750	0.250	2.163	1.110	2.559
d1	t1	t2	C	Flange
EUNC 1/2"-13	0.984	1.496	28.634	FC-279
AJ	AK	BD	BF	BB
11.000	12.500	14.000	UNC 5/8"x11	0.250
AH				
8.130				

Performed by:


Checked:

Customer:

Close Coupled Pump : Three-Phase - "JP" Type - ODP - High Efficiency

Three-phase induction motor  
Frame 286JP - IP23

23-SEP-2016

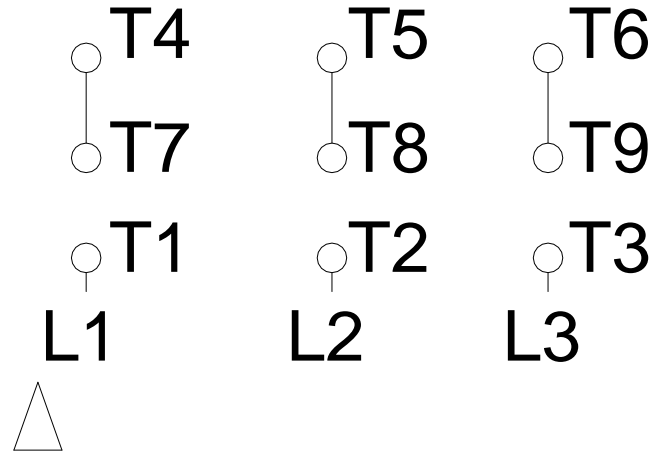


1 2 3 4 5 6 7 8

# LOW VOLTAGE

# HIGH VOLTAGE

A  
B  
C  
D  
E  
F



Notes: Downloaded from <http://dealerselectric.com>  
 Generated for Model #04036OP3V286JP

Performed by:

Checked:

Customer:

Close Coupled Pump : Three-Phase - "JP" Type - ODP - High Efficiency

Three-phase induction motor  
 Frame 286JP - IP23

23-SEP-2016

