



Dealers Industrial Equipment

No.:

Date: 23-SEP-2016

Customer :

TECHNICAL PROPOSAL

Three-phase induction motor - Squirrel cage rotor

Product line : Close Coupled Pump : Three-Phase - "JM" Type - ODP - High Efficiency

Catalog Number : 04036OP3E286JM

List Price : \$3,260

Notes:

Downloaded from <http://dealerselectric.com>

Generated for Model #04036OP3E286JM

Performed by:

Checked:



Dealers Industrial Equipment

No.:

Date: 23-SEP-2016

DATA SHEET Three-phase induction motor - Squirrel cage rotor

Customer :
 Product line : Close Coupled Pump : Three-Phase - "JM" Type - ODP - High Efficiency

Frame : 286JM
 Output : 40 HP
 Frequency : 60 Hz
 Poles : 2
 Full load speed : 3535 rpm
 Slip : 1.81 %
 Voltage : 230/460 V
 Rated current : 92.2/46.1 A
 Locked rotor current : 544/272 A
 Locked rotor current (I_L/I_n) : 5.9
 No-load current : 23.6/11.8 A
 Full load torque : 58.6 lb.ft
 Locked rotor torque : 190 %
 Breakdown torque : 260 %
 Design : B
 Insulation class : F
 Temperature rise : 80 K
 Locked rotor time : 16 s (hot)
 Service factor : 1.15
 Duty cycle : S1
 Ambient temperature : -20°C - +40°C
 Altitude : 1000 m
 Degree of Protection : IP23
 Approximate weight : 417 lb
 Moment of inertia : 2.1552 sq.ft.lb
 Noise level : 73 dB(A)

	D.E.	N.D.E.
Bearings	6311 Z-C3	6211 Z-C3
Regreasing interval	20000 h	20000 h
Grease amount	18 g	11 g

Load	Power factor	Efficiency (%)
100%	0.89	91.7
75%	0.87	91.7
50%	0.81	91.7

Notes:
 Downloaded from <http://dealerselectric.com>
 Generated for Model #04036OP3E286JM

Performed by

Checked



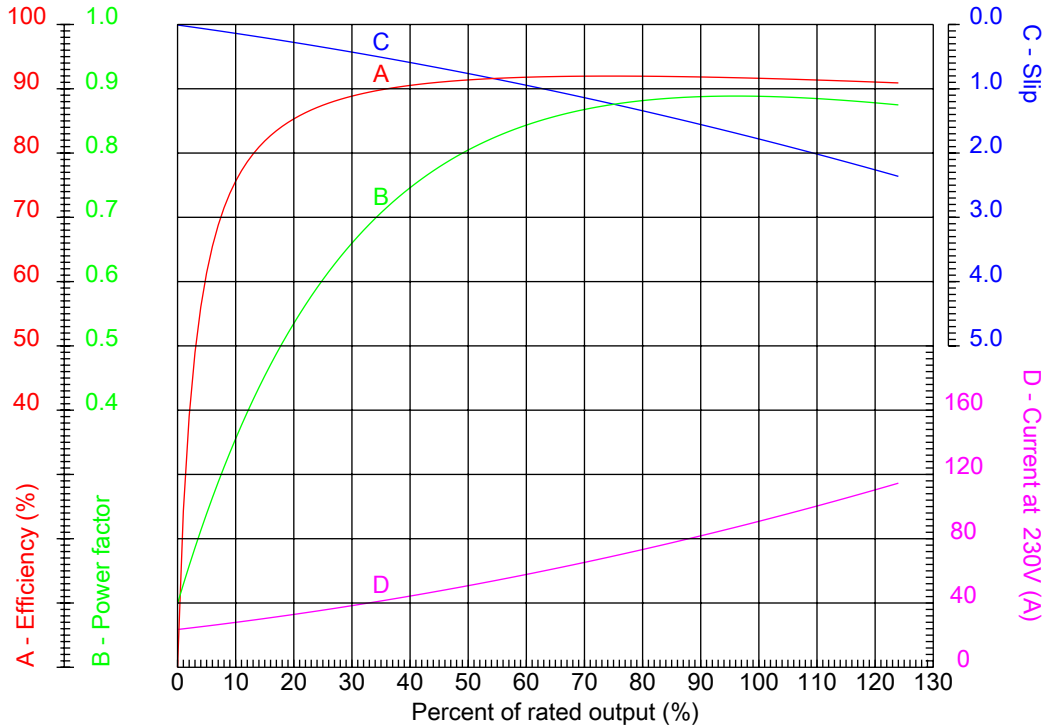
Dealers Industrial Equipment

No.:

Date: 23-SEP-2016

PERFORMANCE CURVES RELATED TO RATED OUTPUT

Three-phase induction motor - Squirrel cage rotor



Customer :
 Product line : Close Coupled Pump : Three-Phase - "JM" Type - ODP - High Efficiency

Frame : 286JM	Locked rotor current (I _l /I _n) : 5.9
Output : 40 HP	Duty cycle : S1
Frequency : 60 Hz	Service factor : 1.15
Full load speed : 3535 rpm	Design : B
Voltage : 230/460 V	Locked rotor torque : 190 %
Rated current : 92.2/46.1 A	Breakdown torque : 260 %
Insulation class : F	

Notes:
 Downloaded from <http://dealerselectric.com>
 Generated for Model #04036OP3E286JM

Performed by

Checked



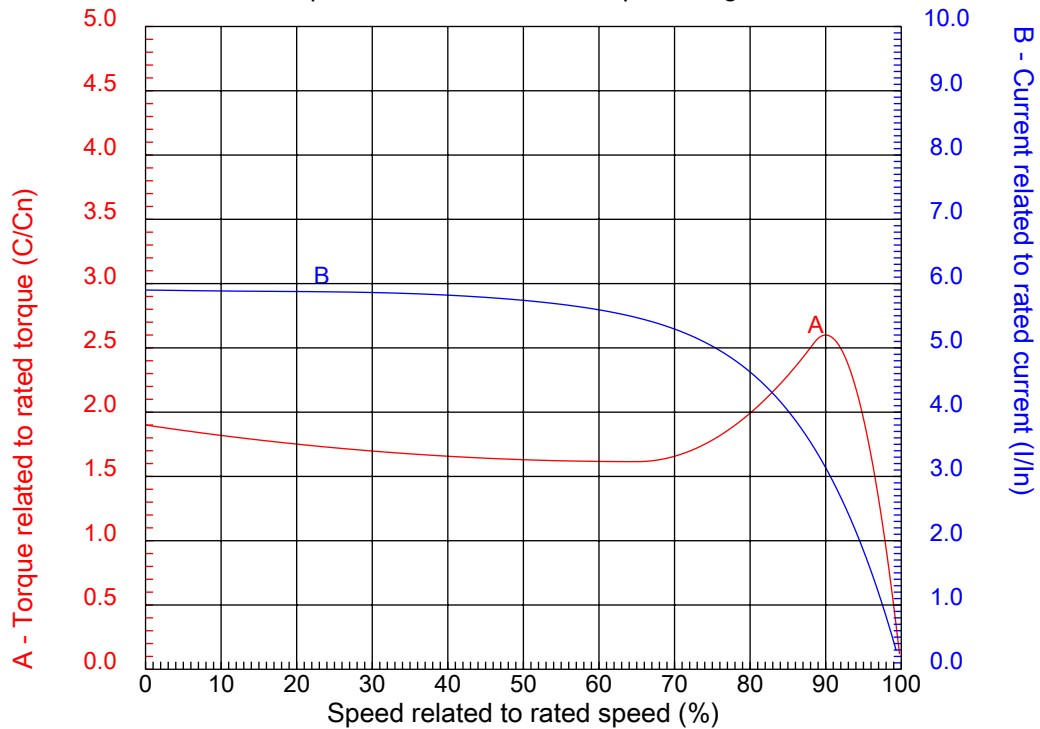
Dealers Industrial Equipment

No.:

Date: 23-SEP-2016

CHARACTERISTIC CURVES RELATED TO SPEED

Three-phase induction motor - Squirrel cage rotor



Customer :
Product line : Close Coupled Pump : Three-Phase - "JM" Type - ODP - High Efficiency

Frame	: 286JM	Locked rotor current (I _l /I _n)	: 5.9
Output	: 40 HP	Duty cycle	: S1
Frequency	: 60 Hz	Service factor	: 1.15
Full load speed	: 3535 rpm	Design	: B
Voltage	: 230/460 V	Locked rotor torque	: 190 %
Rated current	: 92.2/46.1 A	Breakdown torque	: 260 %
Insulation class	: F		

Notes:
Downloaded from <http://dealerselectric.com>
Generated for Model #04036OP3E286JM

Performed by

Checked



Notes: Downloaded from <http://dealerselectric.com>
Generated for Model #04036OP3E286JM

2E	A	2F	B	J
11.000	13.780	11.000	13.070	3.150
BA	D	K	G	O
5.000	7.000	2.953	1.102	13.858
P	T	AB	H	AA
13.700	2.165	10.866	0.531	NPT 1 1/2"
ER	EQ	ET	U	EM
5.250	0.630	3.006	1.249	1.375
EL	S	EP	R	ES
1.750	0.250	2.163	1.110	2.559
d1	t1	t2	C	Flange
EUNC 1/2"-13	0.984	1.496	25.754	FC-279
AJ	AK	BD	BF	BB
11.000	12.500	14.000	UNC 5/8"x11	0.250
AH				
5.250				

Performed by:


Checked:

Customer:

Close Coupled Pump : Three-Phase - "JM" Type - ODP - High Efficiency

Three-phase induction motor
Frame 286JM - IP23

23-SEP-2016

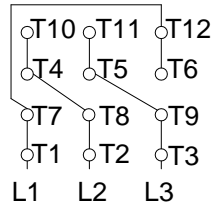


1 2 3 4 5 6 7 8

A
B
C
D
E
F

LOW VOLTAGE

HIGH VOLTAGE



CONNECTIONS FOR STARTING ONLY:

LOW VOLTAGE

HIGH VOLTAGE



Notes: Downloaded from <http://dealerselectric.com>
Generated for Model #04036OP3E286JM

Performed by:

Checked:

Customer:

Close Coupled Pump : Three-Phase - "JM" Type - ODP - High Efficiency

Three-phase induction motor
Frame 286JM - IP23

23-SEP-2016

