



Dealers Industrial Equipment

No.:

Date: 23-SEP-2016

Customer :

TECHNICAL PROPOSAL

Three-phase induction motor - Squirrel cage rotor

Product line : Three-Phase: W22 IE2 IEC Tru-Metric - TEFC (IP55) Cast Iron Frame

Catalog Number : 03709EP3Y280S/M-W22

List Price : \$10,492

Notes:

Downloaded from <http://dealerselectric.com>

Generated for Model #03709EP3Y280S/M-W22

Performed by:

Checked:



Dealers Industrial Equipment

No.:

Date: 23-SEP-2016

DATA SHEET Three-phase induction motor - Squirrel cage rotor

Customer :
 Product line : Three-Phase: W22 IE2 IEC Tru-Metric - TEFC (IP55) Cast Iron Frame

Frame : 280S/M
 Output : 50 HP
 Frequency : 60 Hz
 Poles : 8
 Full load speed : 890 rpm
 Slip : 1.11 %
 Voltage : 460 V
 Rated current : 62.8 A
 Locked rotor current : 389 A
 Locked rotor current (I_L/I_n) : 6.2
 No-load current : 31.7 A
 Full load torque : 291 lb.ft
 Locked rotor torque : 200 %
 Breakdown torque : 230 %
 Design : ---
 Insulation class : F
 Temperature rise : 80 K
 Locked rotor time : 26 s (hot)
 Service factor : 1.15
 Duty cycle : S1
 Ambient temperature : -20°C - +40°C
 Altitude : 1000 m
 Degree of Protection : IP55
 Approximate weight : 1354 lb
 Moment of inertia : 53.547 sq.ft.lb
 Noise level : 63 dB(A)

	D.E.	N.D.E.
Bearings	6316 C3	6316 C3
Regreasing interval	20000 h	20000 h
Grease amount	34 g	34 g

Load	Power factor	Efficiency (%)
100%	0.79	93.6
75%	0.73	93.6
50%	0.60	92.4

Notes:
 Downloaded from <http://dealerselectric.com>
 Generated for Model #03709EP3Y280S/M-W22

Performed by

Checked



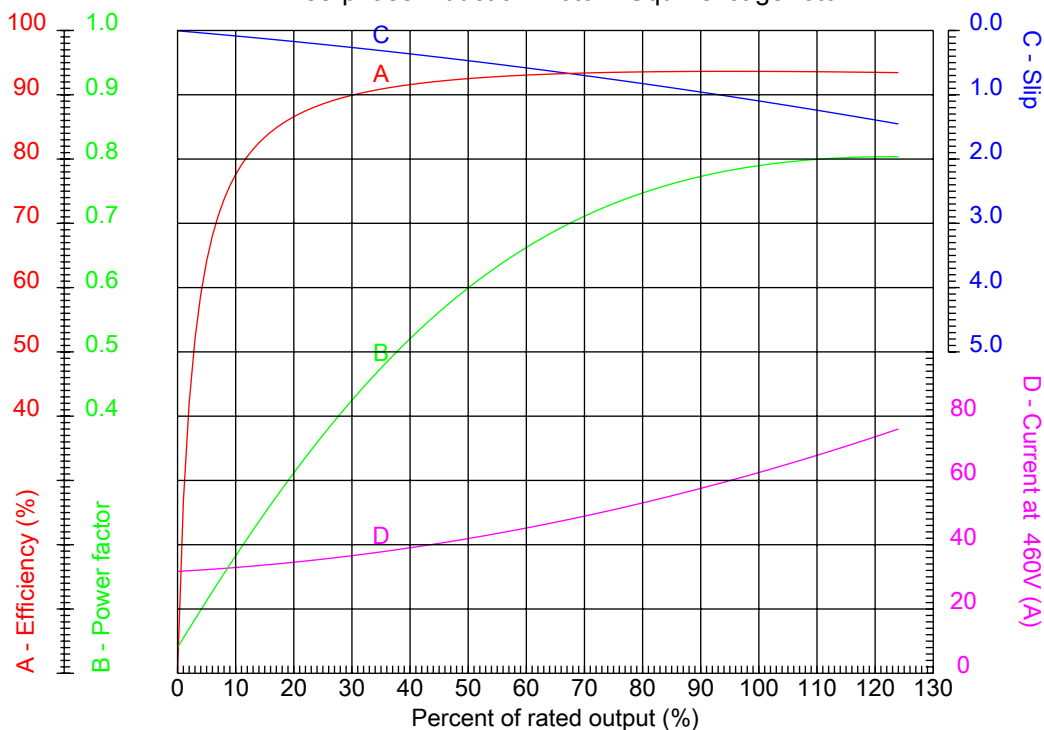
Dealers Industrial Equipment

No.:

Date: 23-SEP-2016

PERFORMANCE CURVES RELATED TO RATED OUTPUT

Three-phase induction motor - Squirrel cage rotor



Customer :
 Product line : Three-Phase: W22 IE2 IEC Tru-Metric - TEFC (IP55) Cast Iron Frame

Frame : 280S/M	Locked rotor current (I _l /I _n) : 6.2
Output : 50 HP	Duty cycle : S1
Frequency : 60 Hz	Service factor : 1.15
Full load speed : 890 rpm	Design : ---
Voltage : 460 V	Locked rotor torque : 200 %
Rated current : 62.8 A	Breakdown torque : 230 %
Insulation class : F	

Notes:
 Downloaded from <http://dealerselectric.com>
 Generated for Model #03709EP3Y280S/M-W22

Performed by

Checked



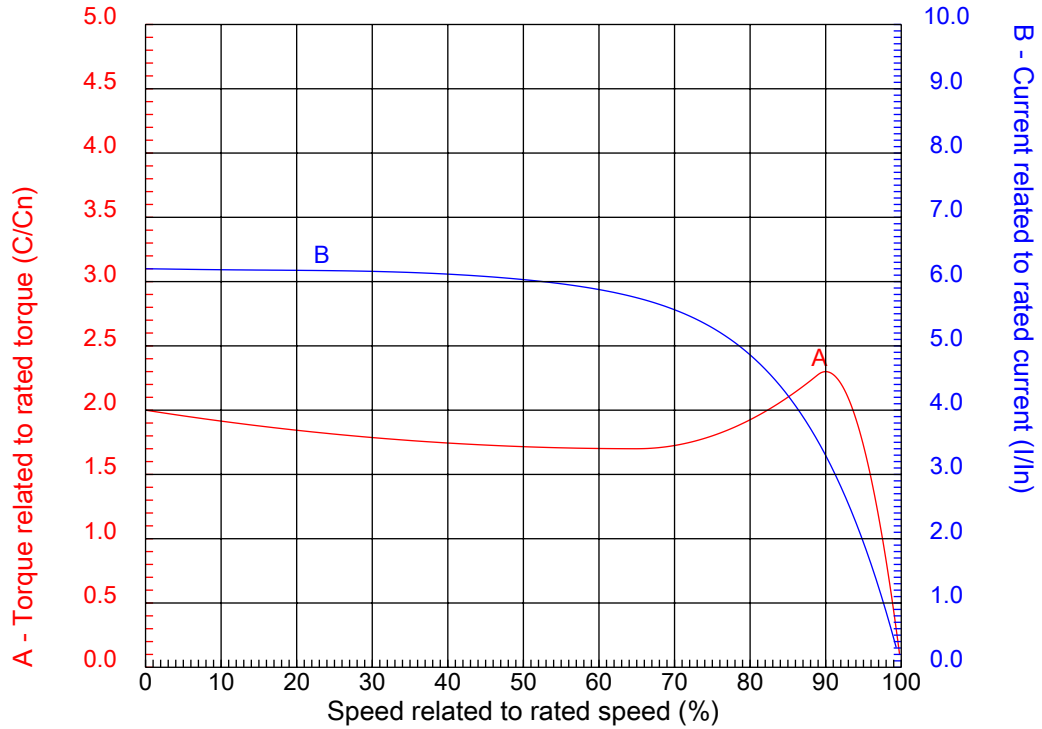
Dealers Industrial Equipment

No.:

Date: 23-SEP-2016

CHARACTERISTIC CURVES RELATED TO SPEED

Three-phase induction motor - Squirrel cage rotor



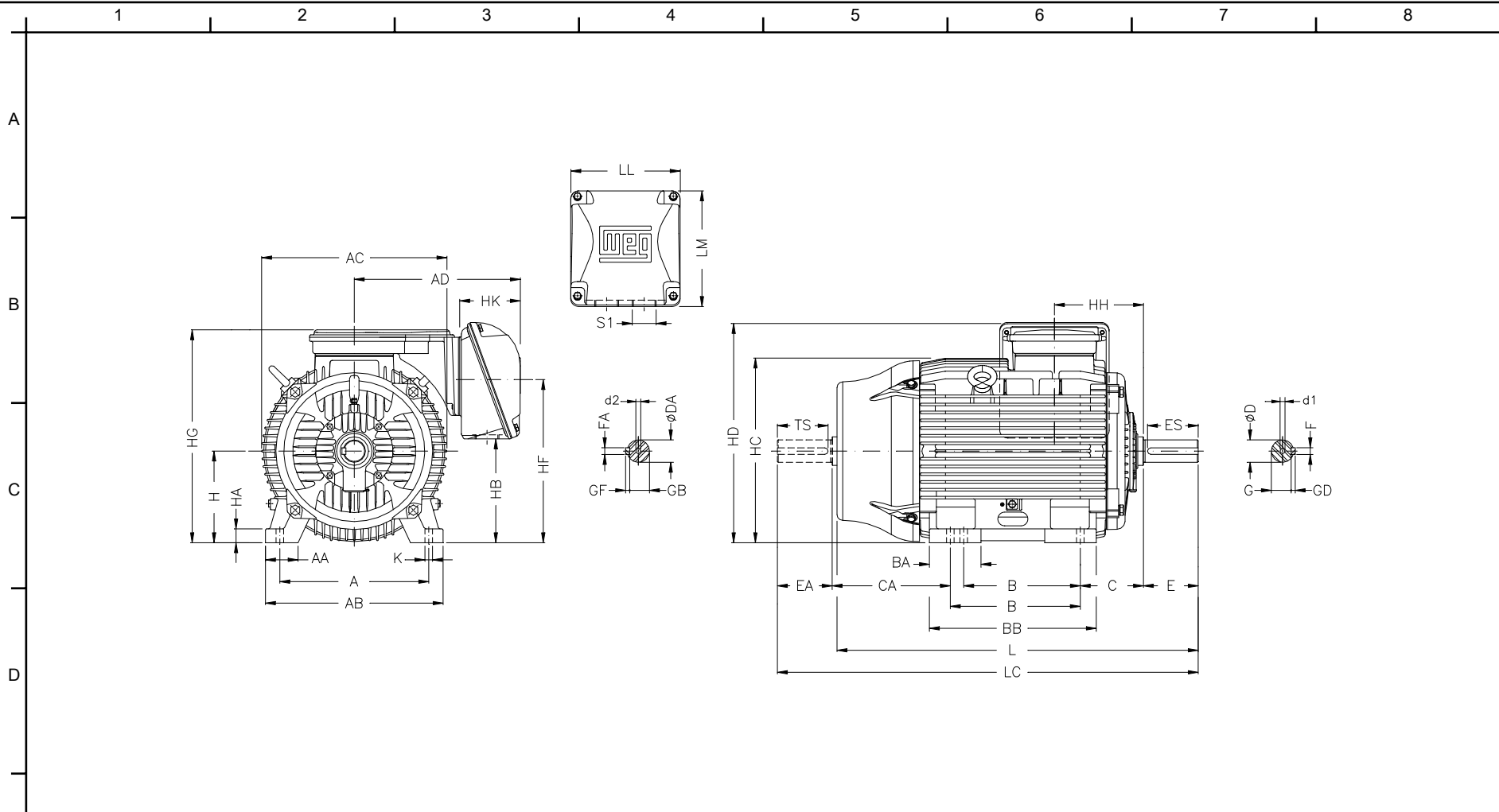
Customer :
 Product line : Three-Phase: W22 IE2 IEC Tru-Metric - TEFC (IP55) Cast Iron Frame

Frame	: 280S/M	Locked rotor current (I _l /I _n)	: 6.2
Output	: 50 HP	Duty cycle	: S1
Frequency	: 60 Hz	Service factor	: 1.15
Full load speed	: 890 rpm	Design	: ---
Voltage	: 460 V	Locked rotor torque	: 200 %
Rated current	: 62.8 A	Breakdown torque	: 230 %
Insulation class	: F		

Notes:
 Downloaded from <http://dealerselectric.com>
 Generated for Model #03709EP3Y280S/M-W22

Performed by

Checked



Notes: Downloaded from <http://dealerselectric.com>
 Generated for Model #03709EP3Y280S/M-W22

E	A 457	AA 100	AB 557	AC 599	AD 445
	B 368/419	BA 151	BB 517	C 190	CA 385/334
	D 75m6	E 140	ES 125	F 20	G 67.5
	GD 12	DA 65m6	EA 140	TS 125	FA 18
	GB 58	GF 11	H 280	HA 42	HB 386
F	HC 580	HD 700	HF 572	HG 686	HH 266
	HK 151	K 24	L 1071	LC 1223	LL 314
	LM 312	S1 2xM63x1.5	d1 DM20	d2 DM20	

Performed by:

Checked:

Customer:

Three-Phase: W22 IE2 IEC Tru-Metric - TEFC (IP55) Cast Iron Frame

Three-phase induction motor
 Frame 280S/M - IP55

23-SEP-2016

