



Dealers Industrial Equipment

No.:

Date: 23-SEP-2016

Customer :

TECHNICAL PROPOSAL

Three-phase induction motor - Squirrel cage rotor

Product line : Close Coupled Pump : Three-Phase - "JM" Type - ODP - NEMA Premium

Catalog Number : 03018OT3E286JM

List Price : \$3,368

Notes:

Downloaded from <http://dealerselectric.com>

Generated for Model #03018OT3E286JM

Performed by:

Checked:



Dealers Industrial Equipment

No.:

Date: 23-SEP-2016

DATA SHEET

Three-phase induction motor - Squirrel cage rotor

Customer :
 Product line : Close Coupled Pump : Three-Phase - "JM" Type - ODP - NEMA Premium

Frame : 286JM
 Output : 30 HP
 Frequency : 60 Hz
 Poles : 4
 Full load speed : 1770 rpm
 Slip : 1.67 %
 Voltage : 208-230/460 V
 Rated current : 78.3-70.8/35.4 A
 Locked rotor current : 474/237 A
 Locked rotor current (I_L/I_n) : 6.7
 No-load current : 30.0/15.0 A
 Full load torque : 87.8 lb.ft
 Locked rotor torque : 260 %
 Breakdown torque : 280 %
 Design : B
 Insulation class : F
 Temperature rise : 80 K
 Locked rotor time : 14 s (hot)
 Service factor : 1.15
 Duty cycle : S1
 Ambient temperature : -20°C - +40°C
 Altitude : 1000 m
 Degree of Protection : IP23
 Approximate weight : 419 lb
 Moment of inertia : 4.8955 sq.ft.lb
 Noise level : 63 dB(A)

	D.E.	N.D.E.	Load	Power factor	Efficiency (%)
Bearings	6311 Z-C3	6211 Z-C3	100%	0.83	94.1
Regreasing interval	20000 h	20000 h	75%	0.80	94.1
Grease amount	18 g	11 g	50%	0.70	93.6

Notes:
 Downloaded from <http://dealerselectric.com>
 Generated for Model #03018OT3E286JM

Performed by

Checked



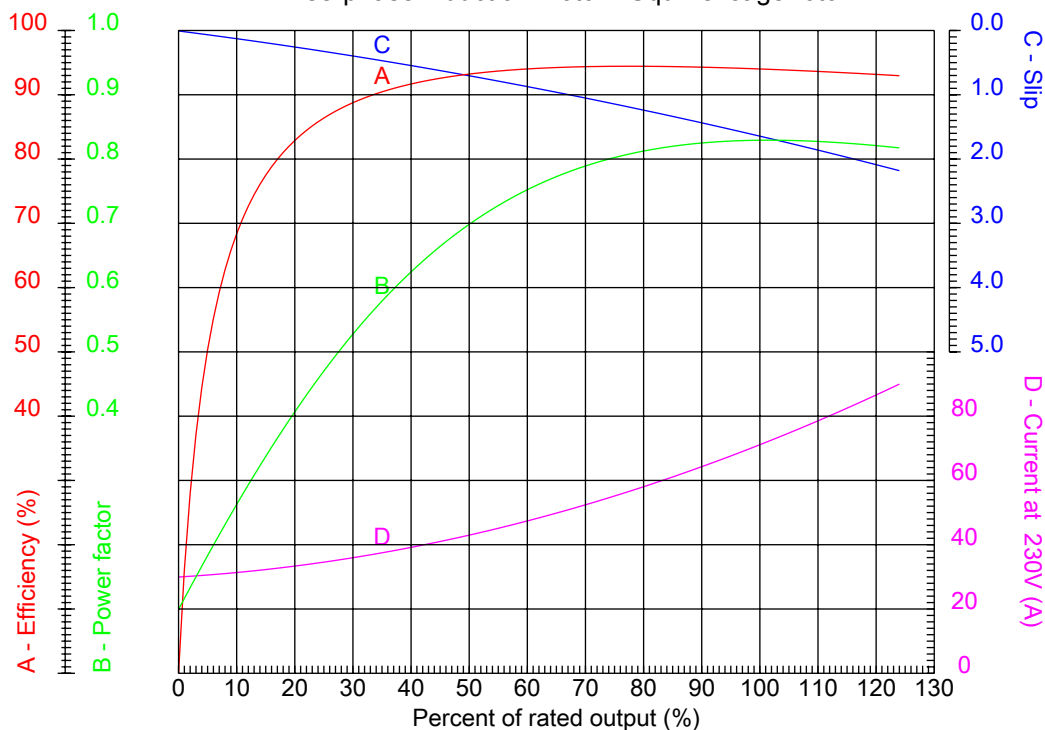
Dealers Industrial Equipment

No.:

Date: 23-SEP-2016

PERFORMANCE CURVES RELATED TO RATED OUTPUT

Three-phase induction motor - Squirrel cage rotor



Customer :
Product line : Close Coupled Pump : Three-Phase - "JM" Type - ODP - NEMA Premium

Frame	: 286JM	Locked rotor current (I _l /I _n)	: 6.7
Output	: 30 HP	Duty cycle	: S1
Frequency	: 60 Hz	Service factor	: 1.15
Full load speed	: 1770 rpm	Design	: B
Voltage	: 208-230/460 V	Locked rotor torque	: 260 %
Rated current	: 78.3-70.8/35.4 A	Breakdown torque	: 280 %
Insulation class	: F		

Notes:
Downloaded from <http://dealerselectric.com>
Generated for Model #03018OT3E286JM

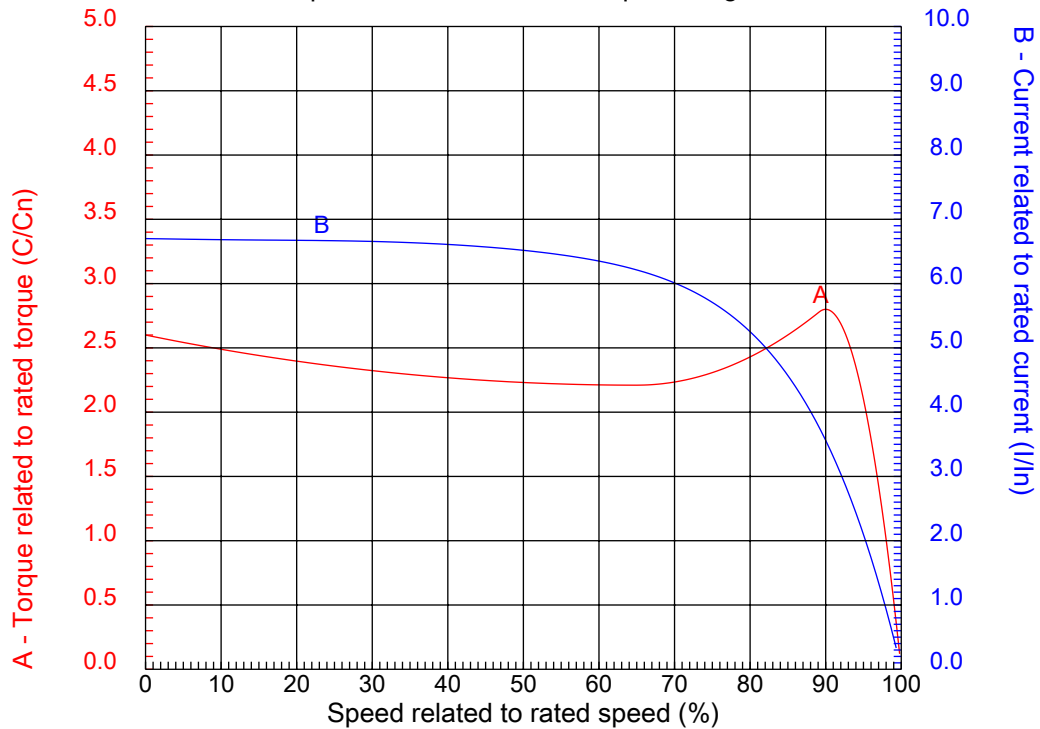
Performed by

Checked



CHARACTERISTIC CURVES RELATED TO SPEED

Three-phase induction motor - Squirrel cage rotor



Customer :
Product line : Close Coupled Pump : Three-Phase - "JM" Type - ODP - NEMA Premium

Frame	: 286JM	Locked rotor current (I _l /I _n)	: 6.7
Output	: 30 HP	Duty cycle	: S1
Frequency	: 60 Hz	Service factor	: 1.15
Full load speed	: 1770 rpm	Design	: B
Voltage	: 208-230/460 V	Locked rotor torque	: 260 %
Rated current	: 78.3-70.8/35.4 A	Breakdown torque	: 280 %
Insulation class	: F		

Notes:
Downloaded from <http://dealerselectric.com>
Generated for Model #03018OT3E286JM

Performed by

Checked



Notes: Downloaded from <http://dealerselectric.com>
Generated for Model #030180T3E286JM

E	2E 11.000	A 13.780	2F 11.000	B 13.070	J 3.150
	BA 5.000	D 7.000	K 2.953	G 1.102	O 13.858
	P 13.700	T 2.165	AB 10.866	H 0.531	AA NPT 1 1/2"
	ER 5.250	EQ 0.630	ET 3.006	U 1.249	EM 1.375
	EL 1.750	S 0.250	EP 2.163	R 1.110	d1 EUNC 1/2"-13
F	ES 2.559	t1 0.984	t2 1.496	C 25.754	CH 2.323
	Flange FC-279	AJ 11.000	AK 12.500	BD 14.000	BF UNC 5/8"x11
	BB 0.250	AH 5.250			

Performed by:


Checked:

Customer:

Close Coupled Pump : Three-Phase - "JM" Type - ODP - NEMA Premium

Three-phase induction motor
Frame 286JM - IP23

23-SEP-2016



1 2 3 4 5 6 7 8

A
B
C
D
E
F

LOW VOLTAGE

HIGH VOLTAGE



CONNECTIONS FOR STARTING ONLY:

LOW VOLTAGE

HIGH VOLTAGE



Notes: Downloaded from <http://dealerselectric.com>
Generated for Model #03018OT3E286JM

Performed by:

Checked:

Customer:

Close Coupled Pump : Three-Phase - "JM" Type - ODP - NEMA Premium

Three-phase induction motor
Frame 286JM - IP23

23-SEP-2016

