



Dealers Industrial Equipment

No.:

Date: 23-SEP-2016

Customer :

TECHNICAL PROPOSAL

Three-phase induction motor - Squirrel cage rotor

Product line : P-Base Motors : High Efficiency

Catalog Number : 03018EP3E286HP

List Price : \$3,778

Notes:

Downloaded from <http://dealerselectric.com>

Generated for Model #03018EP3E286HP

Performed by:

Checked:



Dealers Industrial Equipment

No.:

Date: 23-SEP-2016

DATA SHEET Three-phase induction motor - Squirrel cage rotor

Customer :
Product line : P-Base Motors : High Efficiency

Frame : 286HP
Output : 30 HP
Frequency : 60 Hz
Poles : 4
Full load speed : 1760 rpm
Slip : 2.22 %
Voltage : 230/460 V
Rated current : 69.4/34.7 A
Locked rotor current : 430/215 A
Locked rotor current (I_L/I_n) : 6.2
No-load current : 22.0/11.0 A
Full load torque : 88.3 lb.ft
Locked rotor torque : 240 %
Breakdown torque : 260 %
Design : B
Insulation class : F
Temperature rise : 80 K
Locked rotor time : 22 s (hot)
Service factor : 1.25
Duty cycle : S1
Ambient temperature : -20°C - +40°C
Altitude : 1000 m
Degree of Protection : IP55
Approximate weight : 441 lb
Moment of inertia : 4.8523 sq.ft.lb
Noise level : 68 dB(A)

	D.E.	N.D.E.
Bearings	6312 C3	6211 C3
Regreasing interval	10000 h	10000 h
Grease amount	21 g	11 g

Load	Power factor	Efficiency (%)
100%	0.86	92.4
75%	0.83	93.0
50%	0.75	93.0

Notes:
Downloaded from <http://dealerselectric.com>
Generated for Model #03018EP3E286HP

Performed by

Checked



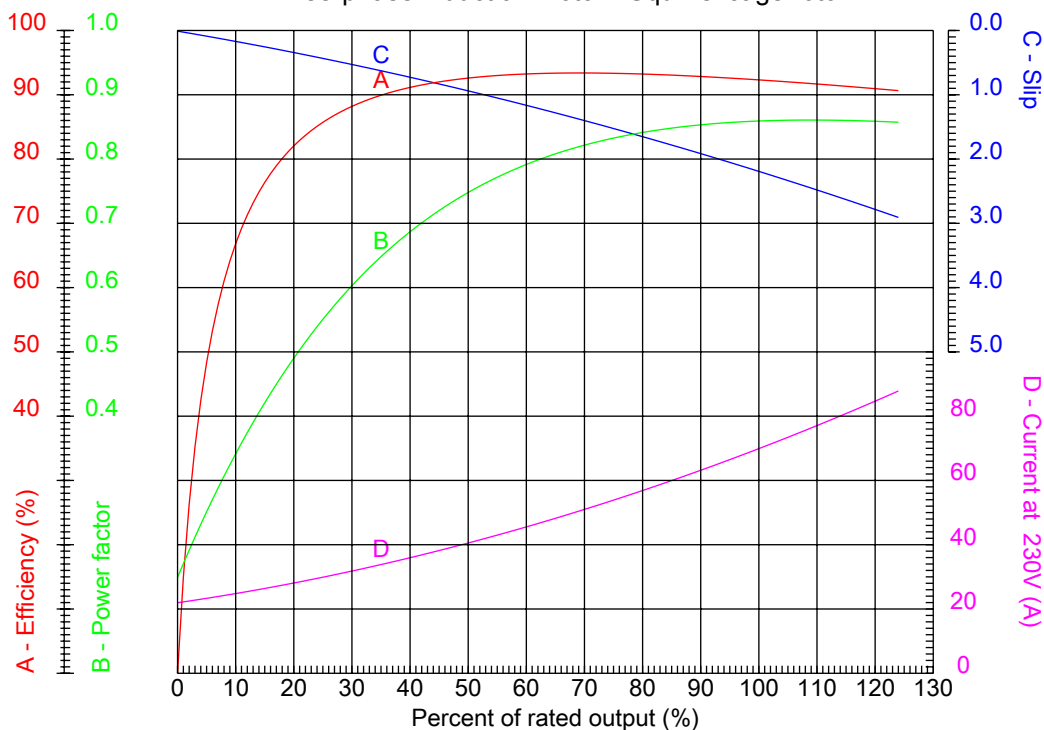
Dealers Industrial Equipment

No.:

Date: 23-SEP-2016

PERFORMANCE CURVES RELATED TO RATED OUTPUT

Three-phase induction motor - Squirrel cage rotor



Customer :
 Product line : P-Base Motors : High Efficiency

Frame	: 286HP	Locked rotor current (I _l /I _n)	: 6.2
Output	: 30 HP	Duty cycle	: S1
Frequency	: 60 Hz	Service factor	: 1.25
Full load speed	: 1760 rpm	Design	: B
Voltage	: 230/460 V	Locked rotor torque	: 240 %
Rated current	: 69.4/34.7 A	Breakdown torque	: 260 %
Insulation class	: F		

Notes:
 Downloaded from <http://dealerselectric.com>
 Generated for Model #03018EP3E286HP

Performed by

Checked



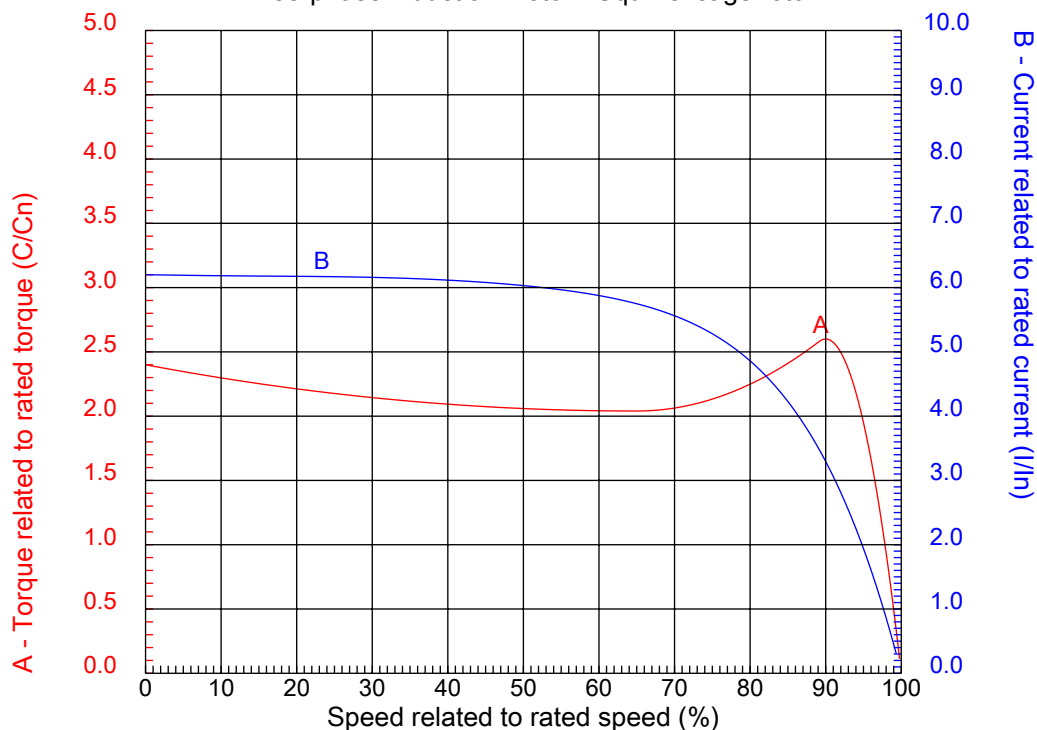
Dealers Industrial Equipment

No.:

Date: 23-SEP-2016

CHARACTERISTIC CURVES RELATED TO SPEED

Three-phase induction motor - Squirrel cage rotor



Customer :
Product line : P-Base Motors : High Efficiency

Frame	: 286HP	Locked rotor current (I _l /I _n)	: 6.2
Output	: 30 HP	Duty cycle	: S1
Frequency	: 60 Hz	Service factor	: 1.25
Full load speed	: 1760 rpm	Design	: B
Voltage	: 230/460 V	Locked rotor torque	: 240 %
Rated current	: 69.4/34.7 A	Breakdown torque	: 260 %
Insulation class	: F		

Notes:
Downloaded from <http://dealerselectric.com>
Generated for Model #03018EP3E286HP

Performed by

Checked

1 2 3 4 5 6 7 8

A

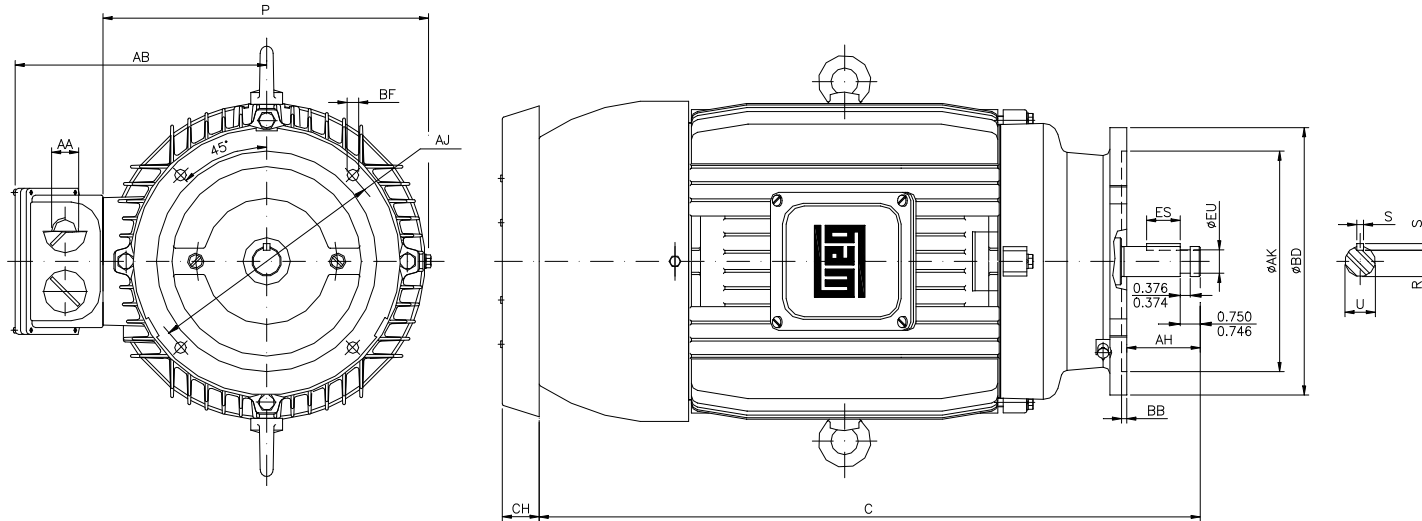
B

C

D

E

F



Notes: Downloaded from <http://dealerselectric.com>
Generated for Model #03018EP3E286HP

Performed by:

Checked:

Customer:

P-Base Motors : High Efficiency

Three-phase induction motor
Frame 286HP - IP55

23-SEP-2016



ES 1.250	S 0.250	EU 0.875	U 1.125	R 0.984
P 14.094	AH 2.750	AB 10.866	C 27.845	CH 2.244
AA NPT 1 1/2"	Flange D-254	AJ 9.125	AK 8.250	BD 10.000
BF 0.433	BB 0.196			

1 2 3 4 5 6 7 8

A
B
C
D
E
F

LOW VOLTAGE

HIGH VOLTAGE



CONNECTIONS FOR STARTING ONLY:

LOW VOLTAGE

HIGH VOLTAGE



Notes: Downloaded from <http://dealerselectric.com>
Generated for Model #03018EP3E286HP

Performed by:

Checked:

Customer:

P-Base Motors : High Efficiency

Three-phase induction motor
Frame 286HP - IP55

23-SEP-2016

