



Dealers Industrial Equipment

No.:

Date: 23-SEP-2016

Customer :

TECHNICAL PROPOSAL

Three-phase induction motor - Squirrel cage rotor

Product line : Close Coupled Pump: Three-Phase - W01 (Rolled Steel) "JM" Type - ODP -
NEMA Premium Efficiency

Catalog Number : 02036OT3E254JM-S

List Price : \$2,107

Notes:

Downloaded from <http://dealerselectric.com>

Generated for Model #02036OT3E254JM-S

Performed by:

Checked:



Dealers Industrial Equipment

No.:

Date: 23-SEP-2016

DATA SHEET Three-phase induction motor - Squirrel cage rotor

Customer :
 Product line : Close Coupled Pump: Three-Phase - W01 (Rolled Steel) "JM" Type - ODP - NEMA Premium Efficiency

Frame : 254/6JM
 Output : 20 HP
 Frequency : 60 Hz
 Poles : 2
 Full load speed : 3525 rpm
 Slip : 2.08 %
 Voltage : 208-230/460 V
 Rated current : 52.6-47.6/23.8 A
 Locked rotor current : 286/143 A
 Locked rotor current (I_L/I_n) : 6.0
 No-load current : 17.0/8.50 A
 Full load torque : 29.4 lb.ft
 Locked rotor torque : 180 %
 Breakdown torque : 240 %
 Design : B
 Insulation class : F
 Temperature rise : 80 K
 Locked rotor time : 13 s (hot)
 Service factor : 1.15
 Duty cycle : S1
 Ambient temperature : -20°C - +40°C
 Altitude : 1000 m
 Degree of Protection : ODP
 Approximate weight : 151 lb
 Moment of inertia : 0.78475 sq.ft.lb
 Noise level : 70 dB(A)

	D.E.	N.D.E.	Load	Power factor	Efficiency (%)
Bearings	6309 Z-C3	6208 Z-C3	100%	0.87	91.0
Regreasing interval	20000 h	20000 h	75%	0.83	91.0
Grease amount	13 g	8 g	50%	0.76	90.2

Notes:
 Downloaded from <http://dealerselectric.com>
 Generated for Model #02036OT3E254JM-S

Performed by

Checked



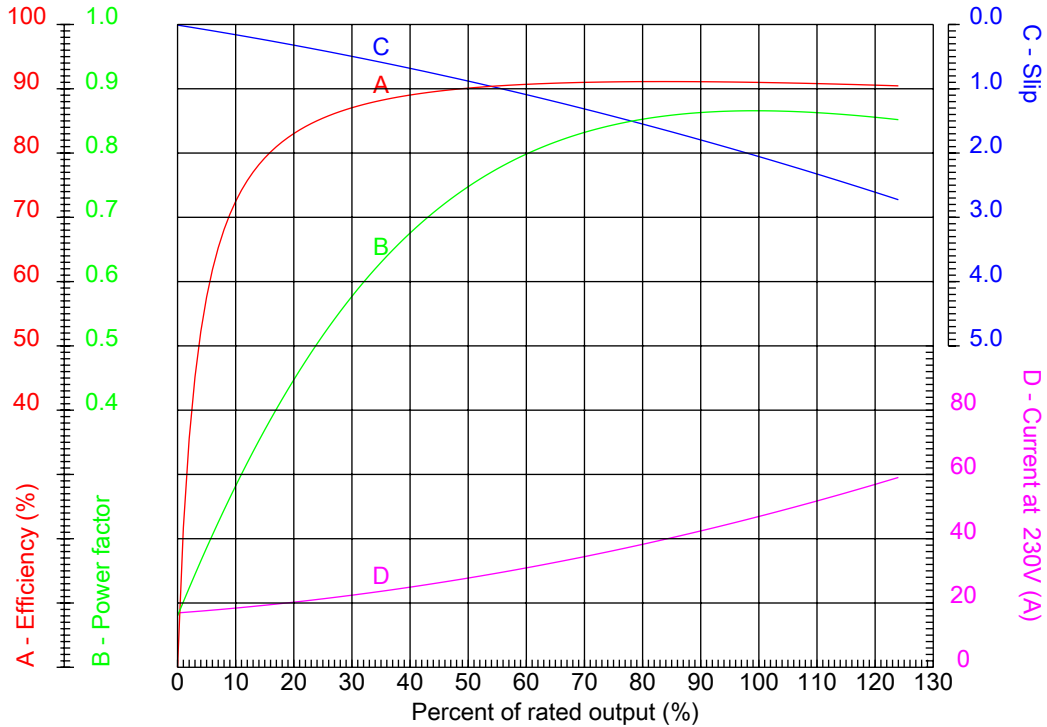
Dealers Industrial Equipment

No.:

Date: 23-SEP-2016

PERFORMANCE CURVES RELATED TO RATED OUTPUT

Three-phase induction motor - Squirrel cage rotor



Customer :
 Product line : Close Coupled Pump: Three-Phase - W01 (Rolled Steel) "JM" Type - ODP - NEMA Premium Efficiency

Frame	: 254/6JM	Locked rotor current (I _l /I _n)	: 6.0
Output	: 20 HP	Duty cycle	: S1
Frequency	: 60 Hz	Service factor	: 1.15
Full load speed	: 3525 rpm	Design	: B
Voltage	: 208-230/460 V	Locked rotor torque	: 180 %
Rated current	: 52.6-47.6/23.8 A	Breakdown torque	: 240 %
Insulation class	: F		

Notes:
 Downloaded from <http://dealerselectric.com>
 Generated for Model #02036OT3E254JM-S

Performed by	Checked
--------------	---------



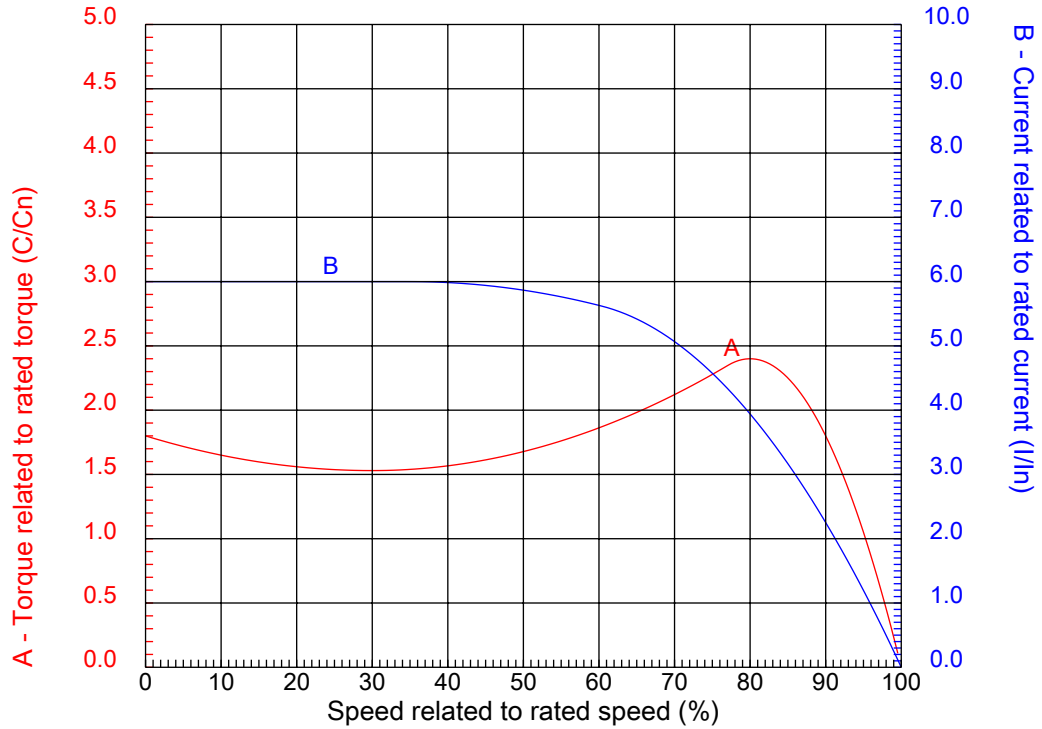
Dealers Industrial Equipment

No.:

Date: 23-SEP-2016

CHARACTERISTIC CURVES RELATED TO SPEED

Three-phase induction motor - Squirrel cage rotor



Customer :
 Product line : Close Coupled Pump: Three-Phase - W01 (Rolled Steel) "JM" Type - ODP - NEMA Premium Efficiency

Frame	: 254/6JM	Locked rotor current (I/Ih)	: 6.0
Output	: 20 HP	Duty cycle	: S1
Frequency	: 60 Hz	Service factor	: 1.15
Full load speed	: 3525 rpm	Design	: B
Voltage	: 208-230/460 V	Locked rotor torque	: 180 %
Rated current	: 52.6-47.6/23.8 A	Breakdown torque	: 240 %
Insulation class	: F		

Notes:
 Downloaded from <http://dealerselectric.com>
 Generated for Model #02036OT3E254JM-S

Performed by	Checked
--------------	---------

1 2 3 4 5 6 7 8

A

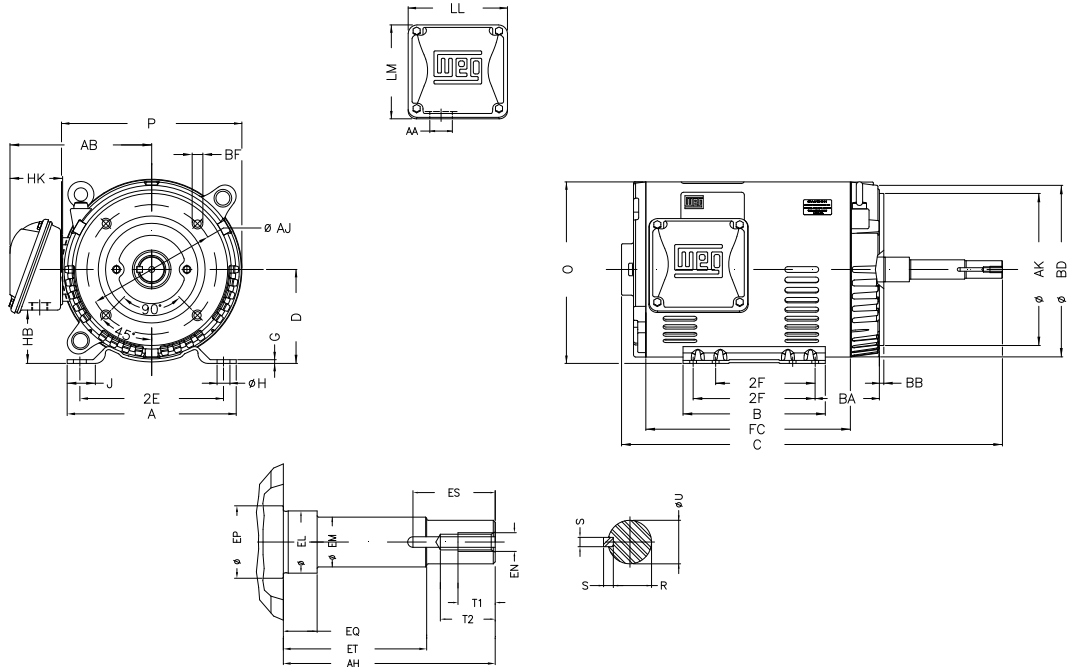
B

C

D

E

F



Notes: Downloaded from <http://dealerselectric.com>
Generated for Model #02036OT3E254JM-S

2E 10.000	J 1.693	A 11.417	P 11.558	AB 9.448
2F 8.252/10.000	B 11.417	BA 4.750	D 6.250	G 0.187
O 12.010	T 0.019	H 0.530	AA 1.732"	ER 5.250
EQ 0.630	ET 3.006	U 1.249	EM 1.375	EL 1.750
EP 1.769	ES 2.559	t1 1.024	t2 1.496	C 21.969
CH 1.929	FC 12.992	Flange FC-184	AJ 7.250	AK 8.500
BD 11.084	BF UNC 1/2"x13	BB 0.250	AH 5.250	

Performed by:

Checked:

Customer:

Close Coupled Pump: Three-Phase - W01 (Rolled Steel) "JM" Type - ODP -

Three-phase induction motor
Frame 254/6JM - ODP

23-SEP-2016

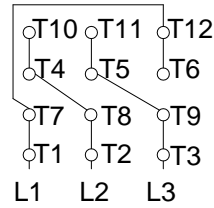


1 2 3 4 5 6 7 8

A
B
C
D
E
F

LOW VOLTAGE

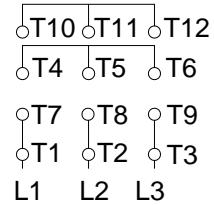
HIGH VOLTAGE



CONNECTIONS FOR STARTING ONLY:

LOW VOLTAGE

HIGH VOLTAGE



Notes: Downloaded from <http://dealerselectric.com>
Generated for Model #02036OT3E254JM-S

Performed by:

Checked:

Customer:

Close Coupled Pump: Three-Phase - W01 (Rolled Steel) "JM" Type - ODP -

Three-phase induction motor
Frame 254/6JM - IP21

23-SEP-2016

