



Dealers Industrial Equipment

No.:

Date: 23-SEP-2016

Customer :

TECHNICAL PROPOSAL

Three-phase induction motor - Squirrel cage rotor

Product line : Close Coupled Pump : Three-Phase - "JP" Type - ODP - High Efficiency

Catalog Number : 02036OP3E254JP

List Price : \$1,815

Notes:

Downloaded from <http://dealerselectric.com>

Generated for Model #02036OP3E254JP

Performed by:

Checked:



Dealers Industrial Equipment

No.:

Date: 23-SEP-2016

DATA SHEET

Three-phase induction motor - Squirrel cage rotor

Customer :
 Product line : Close Coupled Pump : Three-Phase - "JP" Type - ODP - High Efficiency

Frame : 254JP
 Output : 20 HP
 Frequency : 60 Hz
 Poles : 2
 Full load speed : 3540 rpm
 Slip : 1.67 %
 Voltage : 230/460 V
 Rated current : 48.6/24.3 A
 Locked rotor current : 282/141 A
 Locked rotor current (I_L/I_n) : 5.8
 No-load current : 16.4/8.20 A
 Full load torque : 29.3 lb.ft
 Locked rotor torque : 190 %
 Breakdown torque : 250 %
 Design : B
 Insulation class : F
 Temperature rise : 80 K
 Locked rotor time : 10 s (hot)
 Service factor : 1.15
 Duty cycle : S1
 Ambient temperature : -20°C - +40°C
 Altitude : 1000 m
 Degree of Protection : IP23
 Approximate weight : 179 lb
 Moment of inertia : 0.80279 sq.ft.lb
 Noise level : 66 dB(A)

	D.E.	N.D.E.	Load	Power factor	Efficiency (%)
Bearings	6309 Z-C3	6209 Z-C3	100%	0.86	90.2
Regreasing interval	20000 h	20000 h	75%	0.83	90.2
Grease amount	13 g	9 g	50%	0.74	89.5

Notes:
 Downloaded from <http://dealerselectric.com>
 Generated for Model #02036OP3E254JP

Performed by

Checked



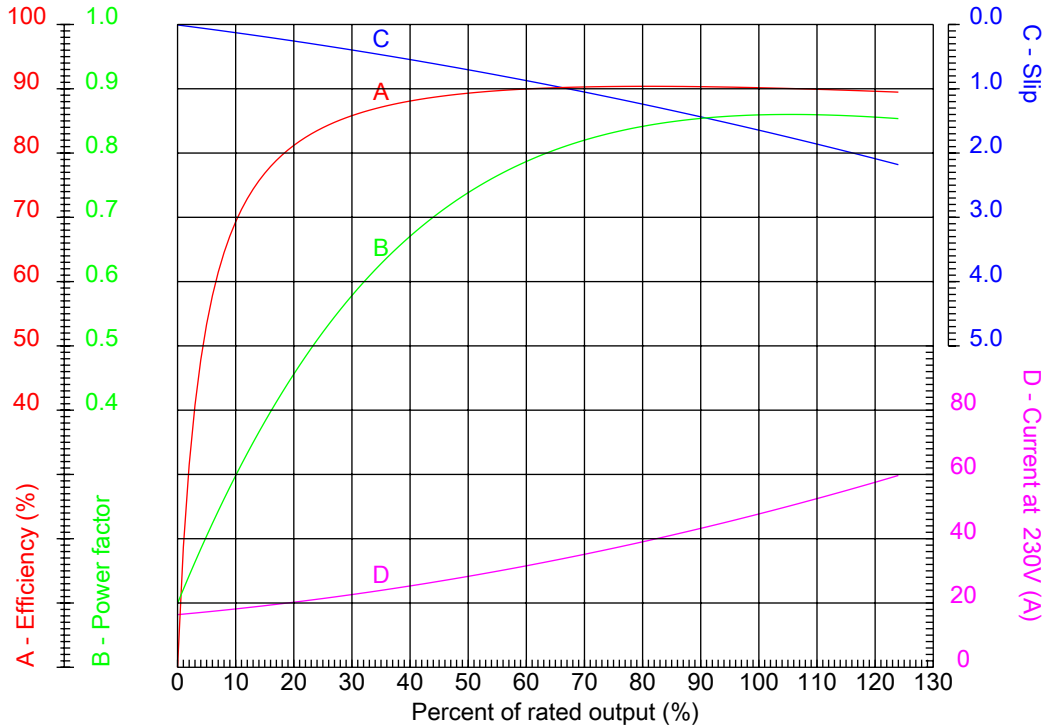
Dealers Industrial Equipment

No.:

Date: 23-SEP-2016

PERFORMANCE CURVES RELATED TO RATED OUTPUT

Three-phase induction motor - Squirrel cage rotor



Customer :
Product line : Close Coupled Pump : Three-Phase - "JP" Type - ODP - High Efficiency

Frame : 254JP	Locked rotor current (I _l /I _n) : 5.8
Output : 20 HP	Duty cycle : S1
Frequency : 60 Hz	Service factor : 1.15
Full load speed : 3540 rpm	Design : B
Voltage : 230/460 V	Locked rotor torque : 190 %
Rated current : 48.6/24.3 A	Breakdown torque : 250 %
Insulation class : F	

Notes:
Downloaded from <http://dealerselectric.com>
Generated for Model #02036OP3E254JP

Performed by

Checked



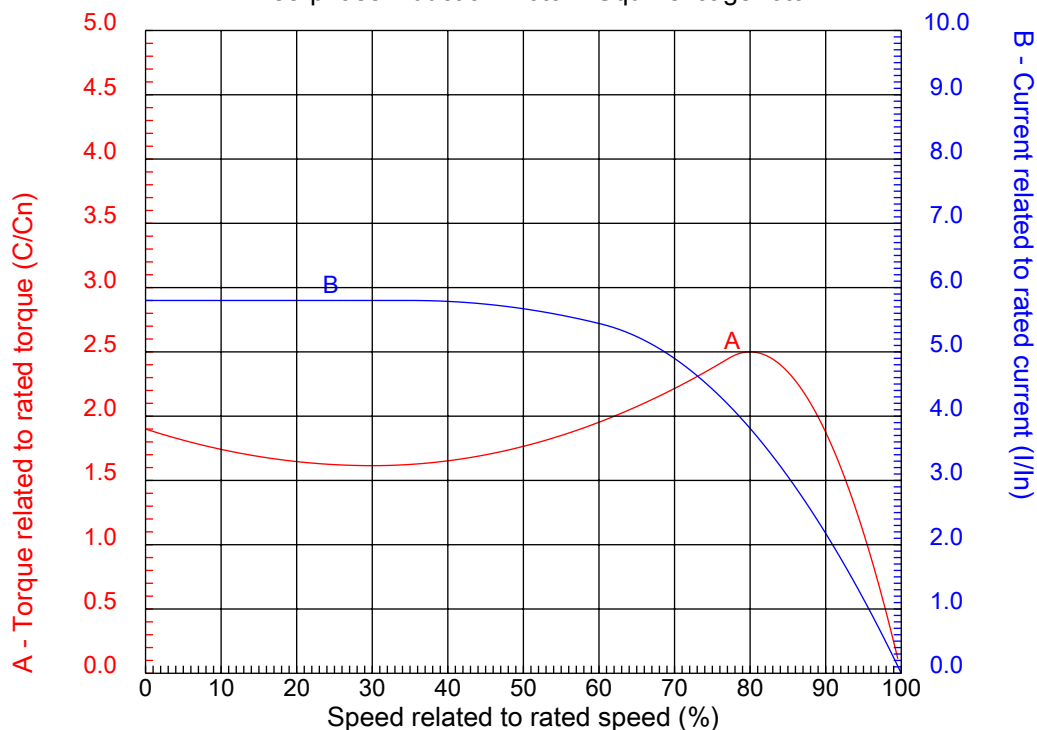
Dealers Industrial Equipment

No.:

Date: 23-SEP-2016

CHARACTERISTIC CURVES RELATED TO SPEED

Three-phase induction motor - Squirrel cage rotor



Customer :
Product line : Close Coupled Pump : Three-Phase - "JP" Type - ODP - High Efficiency

Frame	: 254JP	Locked rotor current (I _l /I _n)	: 5.8
Output	: 20 HP	Duty cycle	: S1
Frequency	: 60 Hz	Service factor	: 1.15
Full load speed	: 3540 rpm	Design	: B
Voltage	: 230/460 V	Locked rotor torque	: 190 %
Rated current	: 48.6/24.3 A	Breakdown torque	: 250 %
Insulation class	: F		

Notes:
Downloaded from <http://dealerselectric.com>
Generated for Model #02036OP3E254JP

Performed by

Checked



Notes: Downloaded from <http://dealerselectric.com>
Generated for Model #02036OP3E254JP

2E	A	2F	B	J
10.000	12.130	8.250	10.100	2.520
BA	D	K	G	O
4.500	6.220	2.560	0.787	12.204
P	T	AB	H	AA
11.812	2.165	10.079	0.531	NPT 1 1/2"
ER	EQ	ET	U	EM
8.130	2.382	5.886	1.249	1.375
EL	S	EP	R	ES
1.750	0.250	1.770	1.110	2.480
d1	t1	t2	C	Flange
EUNC 1/2"-13	0.984	1.496	25.049	FC-184
AJ	AK	BD	BF	BB
7.250	8.500	8.858	UNC 1/2"x13	0.250
AH				
8.130				

Performed by:


Checked:

Customer:

Close Coupled Pump : Three-Phase - "JP" Type - ODP - High Efficiency

Three-phase induction motor
Frame 254JP - IP23

23-SEP-2016

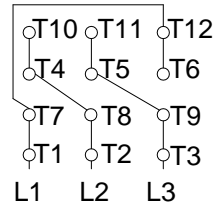


1 2 3 4 5 6 7 8

A
B
C
D
E
F

LOW VOLTAGE

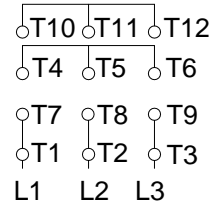
HIGH VOLTAGE



CONNECTIONS FOR STARTING ONLY:

LOW VOLTAGE

HIGH VOLTAGE



Notes: Downloaded from <http://dealerselectric.com>
Generated for Model #02036OP3E254JP

Performed by:

Checked:

Customer:

Close Coupled Pump : Three-Phase - "JP" Type - ODP - High Efficiency

Three-phase induction motor
Frame 254JP - IP23

23-SEP-2016

