



Dealers Industrial Equipment

No.:

Date: 23-SEP-2016

Customer :

TECHNICAL PROPOSAL

Three-phase induction motor - Squirrel cage rotor

Product line : Close Coupled Pump : Three-Phase - "JP" Type - ODP - High Efficiency

Catalog Number : 02018OP3H256JP

List Price : \$2,107

Notes:

Downloaded from <http://dealerselectric.com>

Generated for Model #02018OP3H256JP

Performed by:

Checked:



Dealers Industrial Equipment

No.:

Date: 23-SEP-2016

DATA SHEET Three-phase induction motor - Squirrel cage rotor

Customer :
 Product line : Close Coupled Pump : Three-Phase - "JP" Type - ODP - High Efficiency

Frame : 256JP
 Output : 20 HP
 Frequency : 60 Hz
 Poles : 4
 Full load speed : 1765 rpm
 Slip : 1.94 %
 Voltage : 575 V
 Rated current : 20.4 A
 Locked rotor current : 114 A
 Locked rotor current (I_L/I_n) : 5.6
 No-load current : 9.60 A
 Full load torque : 58.7 lb.ft
 Locked rotor torque : 230 %
 Breakdown torque : 250 %
 Design : B
 Insulation class : F
 Temperature rise : 80 K
 Locked rotor time : 12 s (hot)
 Service factor : 1.15
 Duty cycle : S1
 Ambient temperature : -20°C - +40°C
 Altitude : 1000 m
 Degree of Protection : IP23
 Approximate weight : 251 lb
 Moment of inertia : 1.8460 sq.ft.lb
 Noise level : 60 dB(A)

	D.E.	N.D.E.
Bearings	6309 Z-C3	6209 Z-C3
Regreasing interval	20000 h	20000 h
Grease amount	13 g	9 g

Load	Power factor	Efficiency (%)
100%	0.81	91.0
75%	0.75	91.0
50%	0.64	90.2

Notes:
 Downloaded from <http://dealerselectric.com>
 Generated for Model #02018OP3H256JP

Performed by

Checked



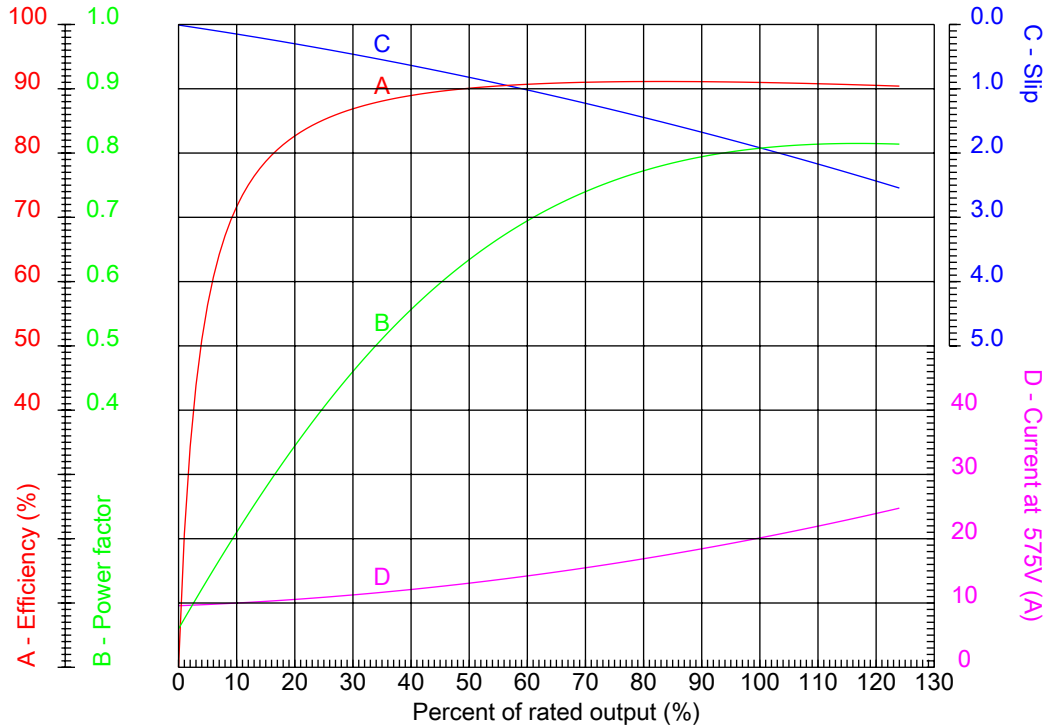
Dealers Industrial Equipment

No.:

Date: 23-SEP-2016

PERFORMANCE CURVES RELATED TO RATED OUTPUT

Three-phase induction motor - Squirrel cage rotor



Customer :
Product line : Close Coupled Pump : Three-Phase - "JP" Type - ODP - High Efficiency

Frame	: 256JP	Locked rotor current (I _l /I _n)	: 5.6
Output	: 20 HP	Duty cycle	: S1
Frequency	: 60 Hz	Service factor	: 1.15
Full load speed	: 1765 rpm	Design	: B
Voltage	: 575 V	Locked rotor torque	: 230 %
Rated current	: 20.4 A	Breakdown torque	: 250 %
Insulation class	: F		

Notes:
Downloaded from <http://dealerselectric.com>
Generated for Model #02018OP3H256JP

Performed by

Checked



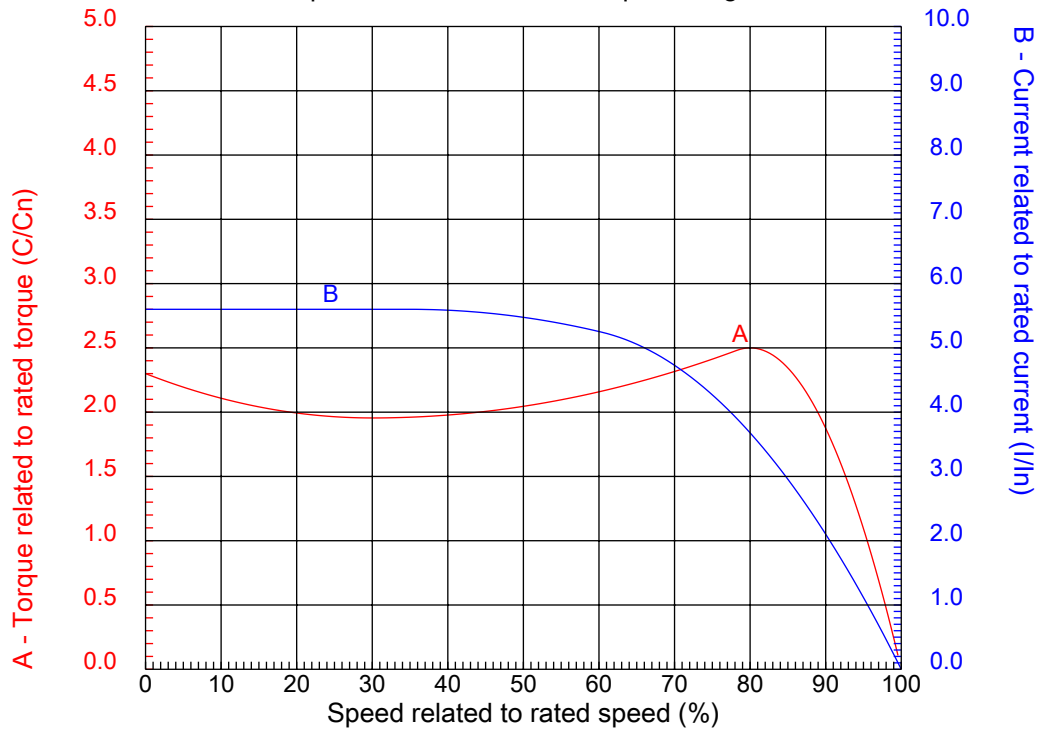
Dealers Industrial Equipment

No.:

Date: 23-SEP-2016

CHARACTERISTIC CURVES RELATED TO SPEED

Three-phase induction motor - Squirrel cage rotor



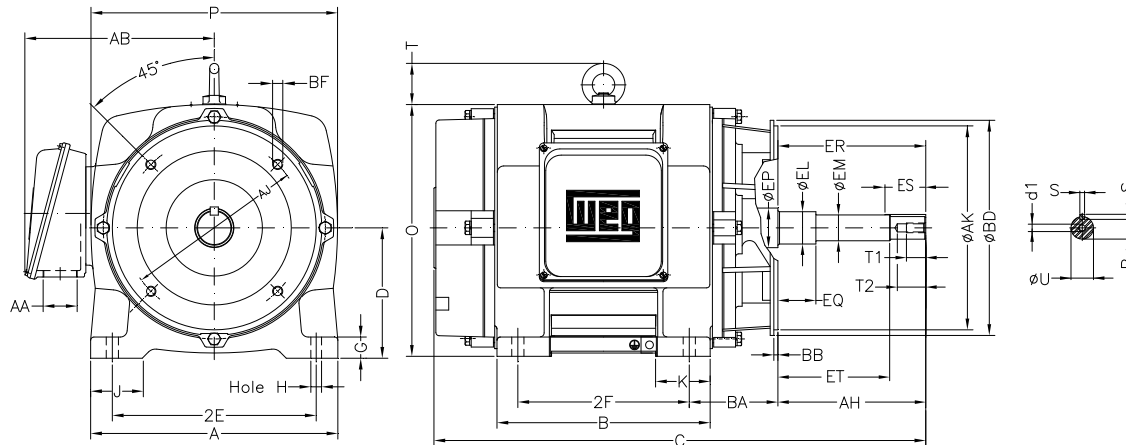
Customer :
Product line : Close Coupled Pump : Three-Phase - "JP" Type - ODP - High Efficiency

Frame	: 256JP	Locked rotor current (I _l /I _n)	: 5.6
Output	: 20 HP	Duty cycle	: S1
Frequency	: 60 Hz	Service factor	: 1.15
Full load speed	: 1765 rpm	Design	: B
Voltage	: 575 V	Locked rotor torque	: 230 %
Rated current	: 20.4 A	Breakdown torque	: 250 %
Insulation class	: F		

Notes:
Downloaded from <http://dealerselectric.com>
Generated for Model #02018OP3H256JP

Performed by

Checked



Notes: Downloaded from <http://dealerselectric.com>
Generated for Model #02018OP3H256JP

2E	A	2F	B	J
10.000	12.130	10.000	11.732	2.520
BA	D	K	G	O
4.500	6.220	2.560	0.787	12.204
P	T	AB	H	AA
11.812	2.165	10.079	0.531	NPT 1 1/2"
ER	EQ	ET	U	EM
8.130	2.382	5.886	1.249	1.375
EL	S	EP	R	ES
1.750	0.250	1.770	1.110	2.559
d1	t1	t2	C	Flange
EUNC 1/2"-13	0.984	1.496	26.782	FC-184
AJ	AK	BD	BF	BB
7.250	8.500	8.858	UNC 1/2"x13	0.250
AH				
8.130				

Performed by:

Checked:

Customer:

Close Coupled Pump : Three-Phase - "JP" Type - ODP - High Efficiency

Three-phase induction motor
Frame 256JP - IP23

23-SEP-2016



1 2 3 4 5 6 7 8

A
B
C
D
E
F

RUN



ONLY FOR START



Notes: Downloaded from http://dealerselectric.com Generated for Model #02018OP3H256JP		
Performed by:		
Checked:		
Customer:		
Close Coupled Pump : Three-Phase - "JP" Type - ODP - High Efficiency		
Three-phase induction motor Frame 256JP - IP23	23-SEP-2016	