



Dealers Industrial Equipment

No.:

Date: 23-SEP-2016

Customer :

TECHNICAL PROPOSAL

Three-phase induction motor - Squirrel cage rotor

Product line : Three Phase: W01 (Rolled Steel) - TEFC - NEMA Premium Efficiency

Catalog Number : 02018ET3E256TC-S

List Price : \$1,978

Notes:

Downloaded from <http://dealerselectric.com>

Generated for Model #02018ET3E256TC-S

Performed by:

Checked:



Dealers Industrial Equipment

No.:

Date: 23-SEP-2016

DATA SHEET Three-phase induction motor - Squirrel cage rotor

Customer :
 Product line : Three Phase: W01 (Rolled Steel) - TEFC - NEMA Premium Efficiency

Frame : 254/6T
 Output : 20 HP
 Frequency : 60 Hz
 Poles : 4
 Full load speed : 1765 rpm
 Slip : 1.94 %
 Voltage : 208-230/460 V
 Rated current : 54.6-49.4/24.7 A
 Locked rotor current : 331/165 A
 Locked rotor current (I_L/I_n) : 6.7
 No-load current : 22.2/11.1 A
 Full load torque : 58.7 lb.ft
 Locked rotor torque : 270 %
 Breakdown torque : 300 %
 Design : B
 Insulation class : F
 Temperature rise : 80 K
 Locked rotor time : 16 s (hot)
 Service factor : 1.15
 Duty cycle : S1
 Ambient temperature : -20°C - +40°C
 Altitude : 1000 m
 Degree of Protection : IP55
 Approximate weight : 227 lb
 Moment of inertia : 2.6407 sq.ft.lb
 Noise level : 68 dB(A)

| | D.E. | N.D.E. |
|---------------------|-----------|-----------|
| Bearings | 6309 Z-C3 | 6208 Z-C3 |
| Regreasing interval | 20000 h | 20000 h |
| Grease amount | 13 g | 8 g |

| Load | Power factor | Efficiency (%) |
|------|--------------|----------------|
| 100% | 0.82 | 93.0 |
| 75% | 0.77 | 92.4 |
| 50% | 0.66 | 91.7 |

Notes:
 Downloaded from <http://dealerselectric.com>
 Generated for Model #02018ET3E256TC-S

Performed by

Checked



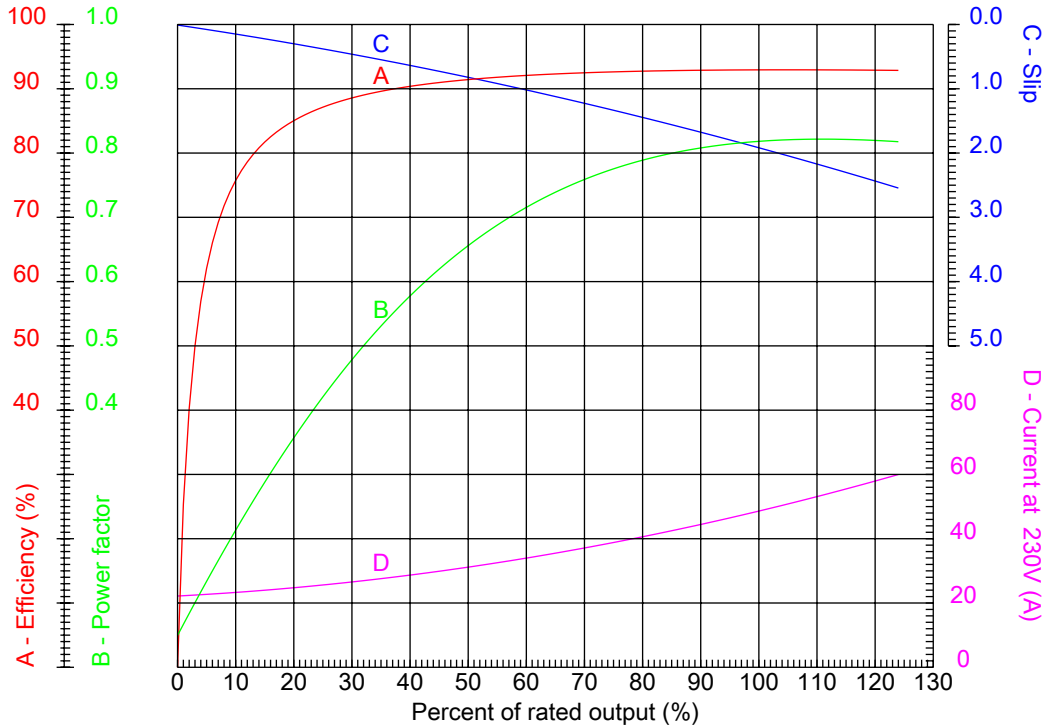
Dealers Industrial Equipment

No.:

Date: 23-SEP-2016

PERFORMANCE CURVES RELATED TO RATED OUTPUT

Three-phase induction motor - Squirrel cage rotor



Customer :
 Product line : Three Phase: W01 (Rolled Steel) - TEFC - NEMA Premium Efficiency

| | | | |
|------------------|--------------------|--|---------|
| Frame | : 254/6T | Locked rotor current (I _l /I _n) | : 6.7 |
| Output | : 20 HP | Duty cycle | : S1 |
| Frequency | : 60 Hz | Service factor | : 1.15 |
| Full load speed | : 1765 rpm | Design | : B |
| Voltage | : 208-230/460 V | Locked rotor torque | : 270 % |
| Rated current | : 54.6-49.4/24.7 A | Breakdown torque | : 300 % |
| Insulation class | : F | | |

Notes:
 Downloaded from <http://dealerselectric.com>
 Generated for Model #02018ET3E256TC-S

Performed by

Checked



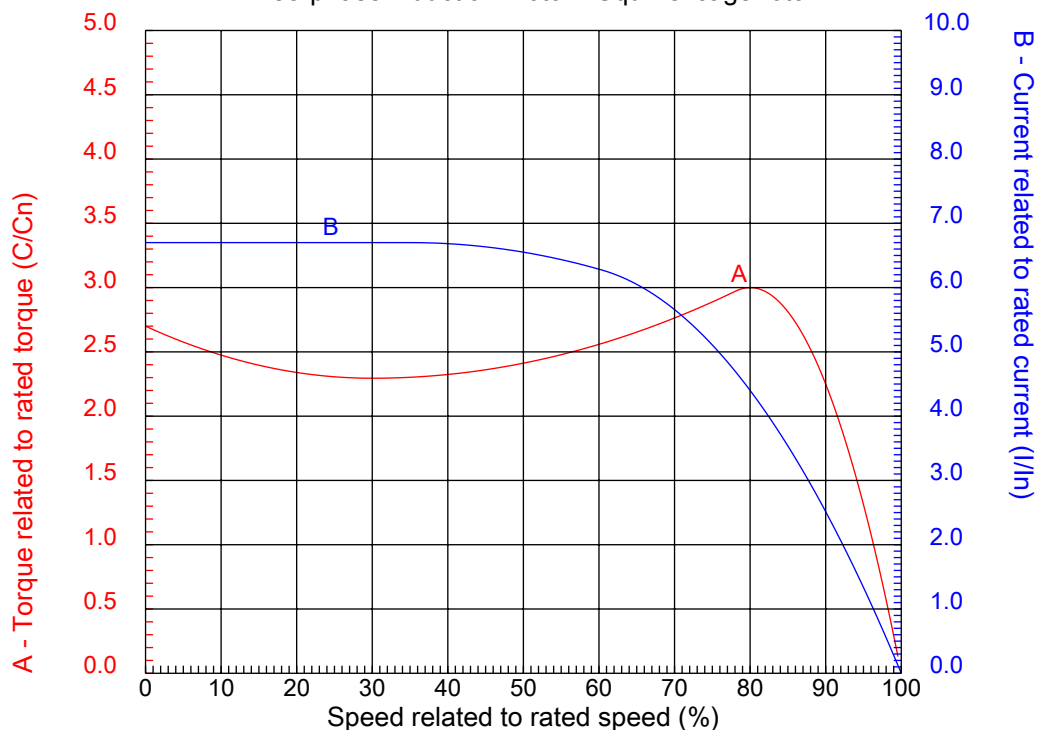
Dealers Industrial Equipment

No.:

Date: 23-SEP-2016

CHARACTERISTIC CURVES RELATED TO SPEED

Three-phase induction motor - Squirrel cage rotor



Customer :
Product line : Three Phase: W01 (Rolled Steel) - TEFC - NEMA Premium Efficiency

| | | | |
|------------------|--------------------|--|---------|
| Frame | : 254/6T | Locked rotor current (I _l /I _n) | : 6.7 |
| Output | : 20 HP | Duty cycle | : S1 |
| Frequency | : 60 Hz | Service factor | : 1.15 |
| Full load speed | : 1765 rpm | Design | : B |
| Voltage | : 208-230/460 V | Locked rotor torque | : 270 % |
| Rated current | : 54.6-49.4/24.7 A | Breakdown torque | : 300 % |
| Insulation class | : F | | |

Notes:
Downloaded from <http://dealerselectric.com>
Generated for Model #02018ET3E256TC-S

Performed by

Checked

1 2 3 4 5 6 7 8

A

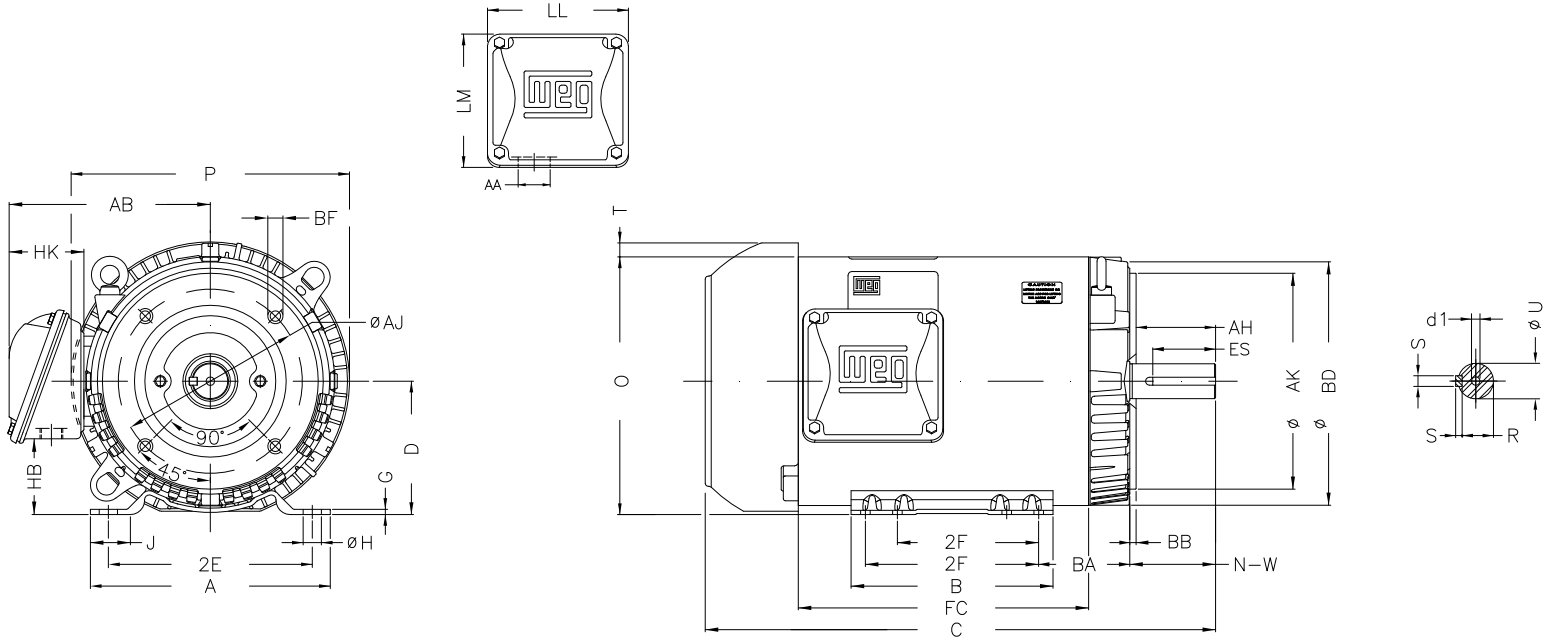
B

C

D

E

F



Notes: Downloaded from <http://dealerselectric.com>
Generated for Model #02018ET3E256TC-S

| | | | | |
|--------|--------|--------------|--------|--------|
| P | AB | J | 2E | A |
| 13.180 | 9.448 | 1.693 | 10.000 | 11.417 |
| H | G | HB | HK | T |
| 0.530 | 0.187 | 3.631 | 3.645 | 0.830 |
| O | FC | 2F | B | C |
| 12.010 | 13.780 | 8.252/10.000 | 11.417 | 23.346 |
| BA | N-W | ES | d1 | S |
| 4.750 | 4.000 | 2.756 | A 4 | 0.375 |
| U | AA | depth | R | LL |
| 1.625 | 1.732" | 0.375 | 1.416 | 6.299 |
| LM | D | CH | Flange | AJ |
| 6.017 | 6.250 | 1.929 | FC-184 | 7.250 |
| AK | BD | BF | BB | AH |
| 8.500 | 11.084 | UNC 1/2"x13 | 0.250 | 3.750 |

Performed by:

Checked:

Customer:

Three Phase: W01 (Rolled Steel) - TEFC - NEMA Premium Efficiency

Three-phase induction motor
Frame 254/6T - IP55

23-SEP-2016

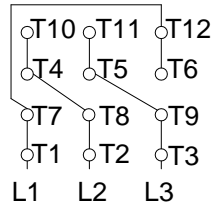


1 2 3 4 5 6 7 8

A
B
C
D
E
F

LOW VOLTAGE

HIGH VOLTAGE



CONNECTIONS FOR STARTING ONLY:

LOW VOLTAGE

HIGH VOLTAGE



Notes: Downloaded from <http://dealerselectric.com>
Generated for Model #02018ET3E256TC-S

Performed by:

Checked:

Customer:

Three Phase: W01 (Rolled Steel) - TEFC - NEMA Premium Efficiency

Three-phase induction motor
Frame 254/6T - IP55

23-SEP-2016

