



# Dealers Industrial Equipment

No.:

Date: 23-SEP-2016

Customer :

## TECHNICAL PROPOSAL

### Three-phase induction motor - Squirrel cage rotor

Product line : Close Coupled Pump : Three-Phase - "JM" Type - ODP - High Efficiency

Catalog Number : 01536OP3H215JM

List Price : \$1,447

#### Notes:

Downloaded from <http://dealerselectric.com>

Generated for Model #01536OP3H215JM

Performed by:

Checked:



# Dealers Industrial Equipment

No.:

Date: 23-SEP-2016

## DATA SHEET Three-phase induction motor - Squirrel cage rotor

Customer :  
 Product line : Close Coupled Pump : Three-Phase - "JM" Type - ODP - High Efficiency

Frame : 213/5JM  
 Output : 15 HP  
 Frequency : 60 Hz  
 Poles : 2  
 Full load speed : 3500 rpm  
 Slip : 2.78 %  
 Voltage : 575 V  
 Rated current : 14.0 A  
 Locked rotor current : 86.8 A  
 Locked rotor current (I<sub>L</sub>/I<sub>n</sub>) : 6.2  
 No-load current : 4.56 A  
 Full load torque : 22.2 lb.ft  
 Locked rotor torque : 200 %  
 Breakdown torque : 290 %  
 Design : B  
 Insulation class : F  
 Temperature rise : 80 K  
 Locked rotor time : 12 s (hot)  
 Service factor : 1.15  
 Duty cycle : S1  
 Ambient temperature : -20°C - +40°C  
 Altitude : 1000 m  
 Degree of Protection : IP21  
 Approximate weight : 131 lb  
 Moment of inertia : 0.57664 sq.ft.lb  
 Noise level : ---

	D.E.	N.D.E.
Bearings	6209 ZZ	6206 ZZ
Regreasing interval	---	---
Grease amount	---	---

Load	Power factor	Efficiency (%)
100%	0.88	89.5
75%	0.86	89.5
50%	0.77	88.5

Notes:  
 Downloaded from <http://dealerselectric.com>  
 Generated for Model #01536OP3H215JM

Performed by

Checked



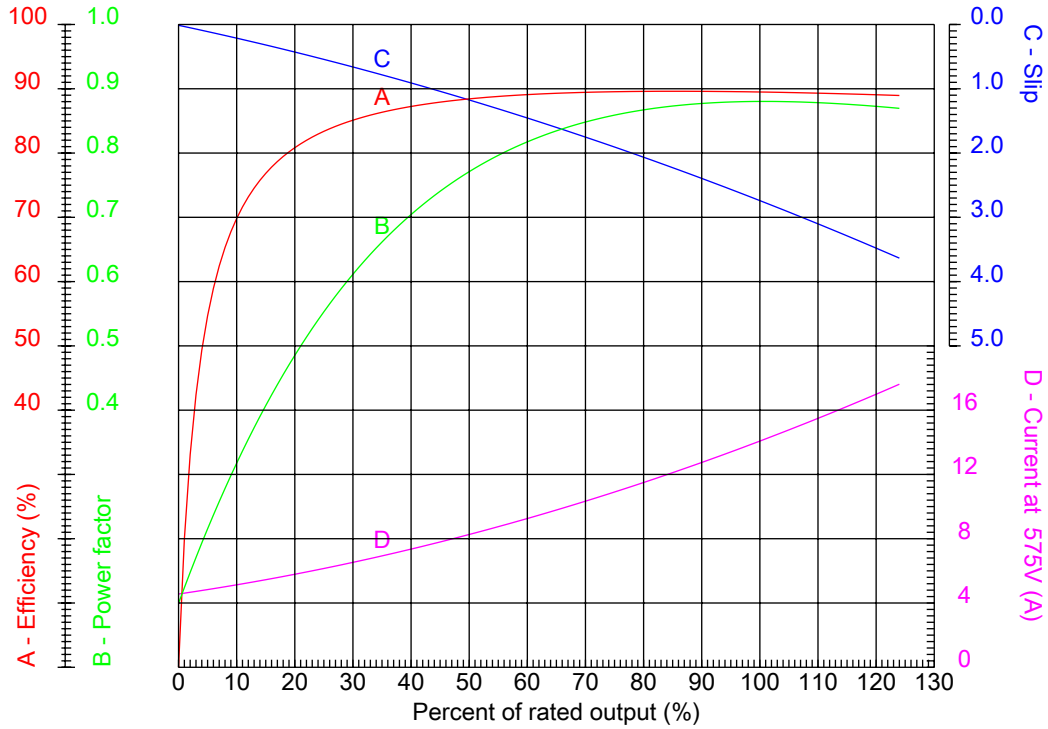
# Dealers Industrial Equipment

No.:

Date: 23-SEP-2016

## PERFORMANCE CURVES RELATED TO RATED OUTPUT

Three-phase induction motor - Squirrel cage rotor



Customer :  
 Product line : Close Coupled Pump : Three-Phase - "JM" Type - ODP - High Efficiency

Frame	: 213/5JM	Locked rotor current (I <sub>l</sub> /I <sub>n</sub> )	: 6.2
Output	: 15 HP	Duty cycle	: S1
Frequency	: 60 Hz	Service factor	: 1.15
Full load speed	: 3500 rpm	Design	: B
Voltage	: 575 V	Locked rotor torque	: 200 %
Rated current	: 14.0 A	Breakdown torque	: 290 %
Insulation class	: F		

Notes:  
 Downloaded from <http://dealerselectric.com>  
 Generated for Model #01536OP3H215JM

Performed by

Checked



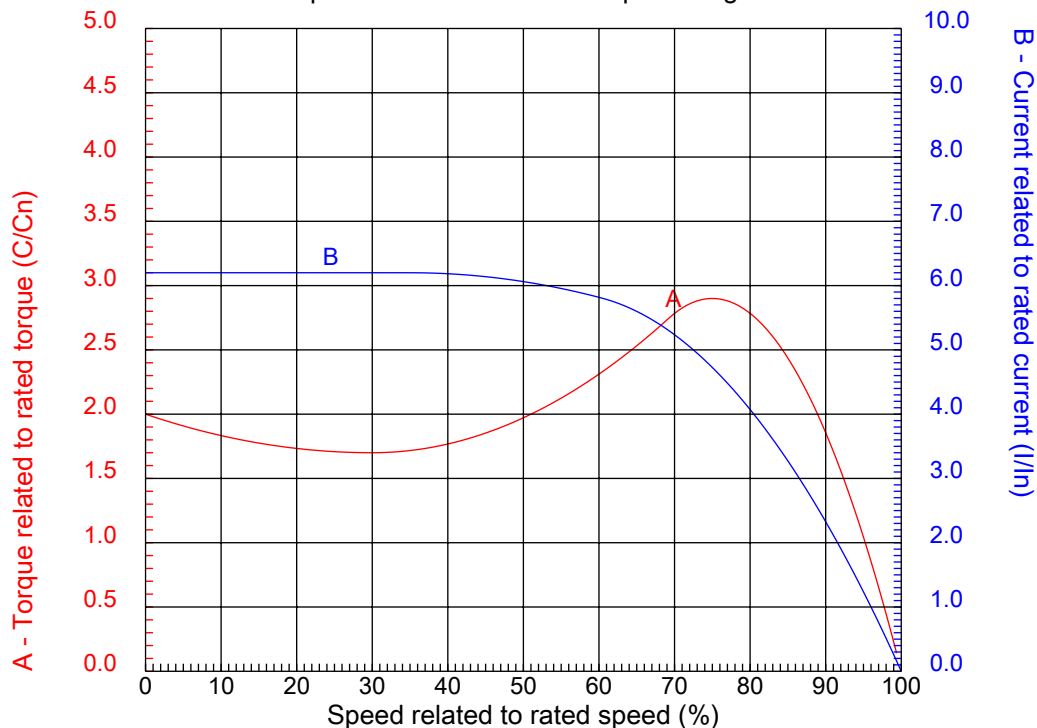
# Dealers Industrial Equipment

No.:

Date: 23-SEP-2016

## CHARACTERISTIC CURVES RELATED TO SPEED

Three-phase induction motor - Squirrel cage rotor



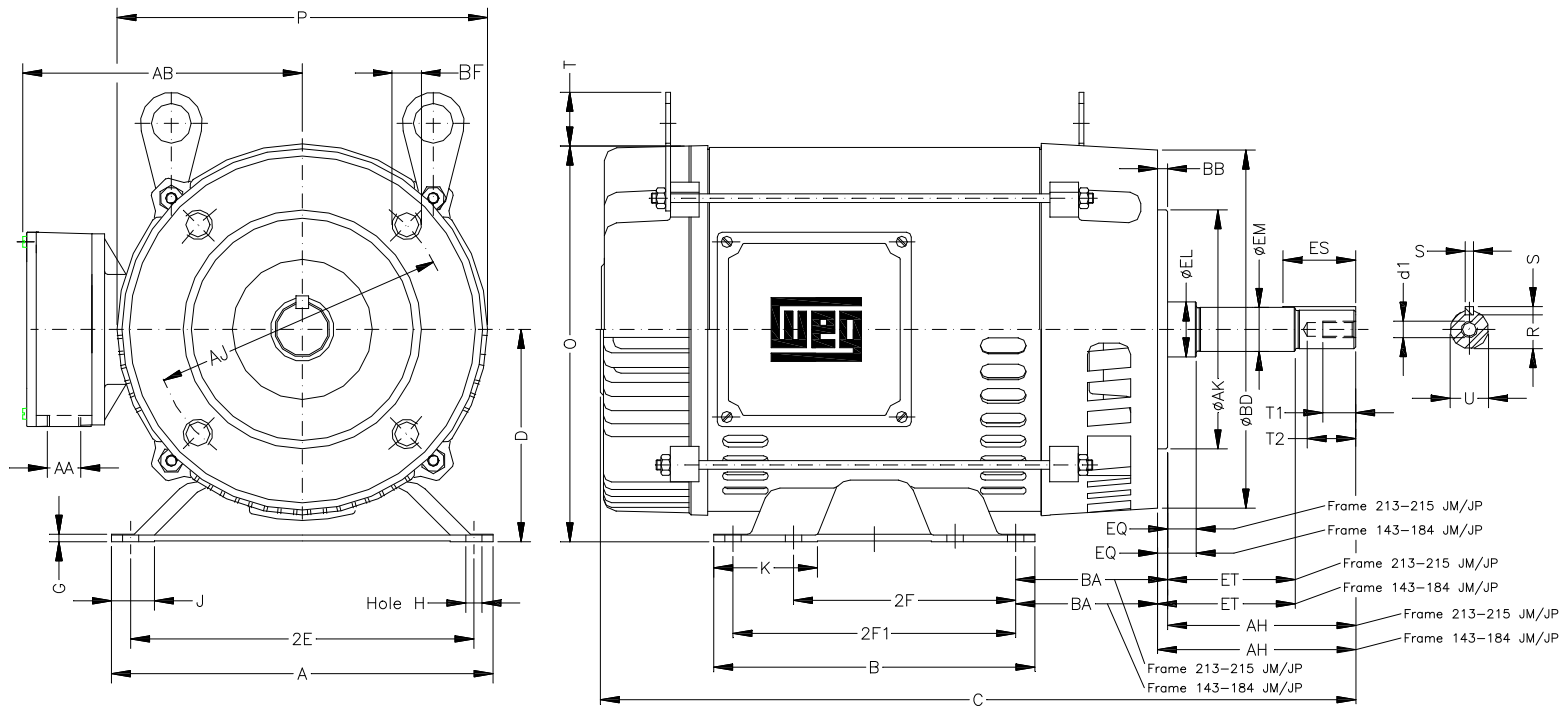
Customer :  
Product line : Close Coupled Pump : Three-Phase - "JM" Type - ODP - High Efficiency

Frame	: 213/5JM	Locked rotor current (I <sub>l</sub> /I <sub>n</sub> )	: 6.2
Output	: 15 HP	Duty cycle	: S1
Frequency	: 60 Hz	Service factor	: 1.15
Full load speed	: 3500 rpm	Design	: B
Voltage	: 575 V	Locked rotor torque	: 200 %
Rated current	: 14.0 A	Breakdown torque	: 290 %
Insulation class	: F		

Notes:  
Downloaded from <http://dealerselectric.com>  
Generated for Model #01536OP3H215JM

Performed by

Checked



Notes: Downloaded from <http://dealerselectric.com>  
Generated for Model #01536OP3H215JM

2E 8.500	A 9.449	2F 5.500/7.000	B 7.952	J 1.063
BA 3.500	D 5.250	K 2.567	G 0.187	O 9.842
P 8.779	T 1.378	AB 8.149	H 0.406	EQ 0.630
ET 2.880	U 0.874	EM 1.000	EL 1.250	S 0.187
EP 1.769	R 0.768	ES 1.575	d1 EUNC 3/8"-16	t1 0.748
t2 1.102	C 17.323	Flange FC-184	AJ 7.250	AK 8.500
BD 8.858	BF UNC 1/2"x13	BB 0.250	AH 4.258	

Performed by:

Checked:

Customer:

Close Coupled Pump : Three-Phase - "JM" Type - ODP - High Efficiency

Three-phase induction motor  
Frame 213/5JM - IP21

23-SEP-2016



1 2 3 4 5 6 7 8

A  
B  
C  
D  
E  
F

### RUN

### ONLY FOR START



Notes: Downloaded from <a href="http://dealerselectric.com">http://dealerselectric.com</a> Generated for Model #01536OP3H215JM		
Performed by:		
Checked:		
Customer:		
Close Coupled Pump : Three-Phase - "JM" Type - ODP - High Efficiency		
Three-phase induction motor Frame 213/5JM - IP21	23-SEP-2016	