



Dealers Industrial Equipment

No.:

Date: 23-SEP-2016

Customer :

TECHNICAL PROPOSAL

Three-phase induction motor - Squirrel cage rotor

Product line : Three Phase: W01 (Rolled Steel) - TEFC - NEMA Premium Efficiency

Catalog Number : 01536ET3ER254TC-S

List Price : \$1,649

Notes:

Downloaded from <http://dealerselectric.com>

Generated for Model #01536ET3ER254TC-S

Performed by:

Checked:



Dealers Industrial Equipment

No.:

Date: 23-SEP-2016

DATA SHEET Three-phase induction motor - Squirrel cage rotor

Customer :
 Product line : Three Phase: W01 (Rolled Steel) - TEFC - NEMA Premium Efficiency

Frame : 254/6T
 Output : 15 HP
 Frequency : 60 Hz
 Poles : 2
 Full load speed : 3525 rpm
 Slip : 2.08 %
 Voltage : 208-230/460 V
 Rated current : 38.5-34.8/17.4 A
 Locked rotor current : 244/122 A
 Locked rotor current (I_L/I_n) : 7.0
 No-load current : 13.0/6.50 A
 Full load torque : 22.0 lb.ft
 Locked rotor torque : 200 %
 Breakdown torque : 300 %
 Design : B
 Insulation class : F
 Temperature rise : 80 K
 Locked rotor time : 14 s (hot)
 Service factor : 1.15
 Duty cycle : S1
 Ambient temperature : -20°C - +40°C
 Altitude : 1000 m
 Degree of Protection : IP55
 Approximate weight : 175 lb
 Moment of inertia : 0.87184 sq.ft.lb
 Noise level : 75 dB(A)

	D.E.	N.D.E.	Load	Power factor	Efficiency (%)
Bearings	6309 Z-C3	6208 Z-C3	100%	0.87	91.0
Regreasing interval	7898 h	10000 h	75%	0.83	91.0
Grease amount	13 g	8 g	50%	0.73	89.5

Notes:
 Downloaded from <http://dealerselectric.com>
 Generated for Model #01536ET3ER254TC-S

Performed by

Checked



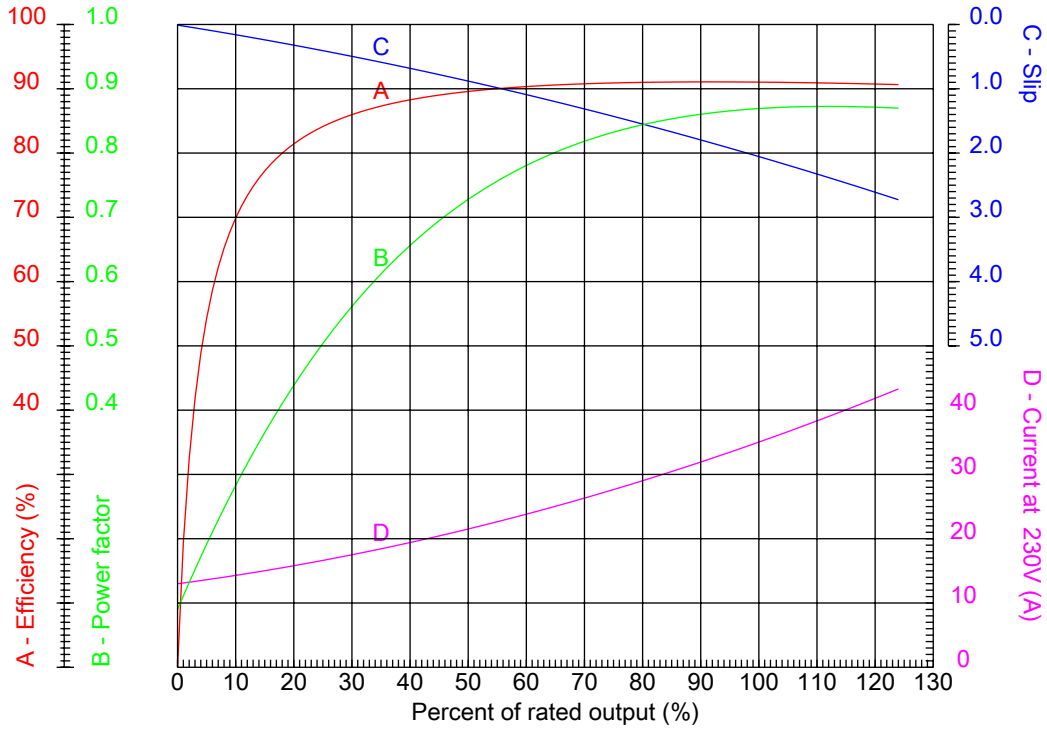
Dealers Industrial Equipment

No.:

Date: 23-SEP-2016

PERFORMANCE CURVES RELATED TO RATED OUTPUT

Three-phase induction motor - Squirrel cage rotor



Customer :
 Product line : Three Phase: W01 (Rolled Steel) - TEFC - NEMA Premium Efficiency

Frame	: 254/6T	Locked rotor current (I _l /I _n)	: 7.0
Output	: 15 HP	Duty cycle	: S1
Frequency	: 60 Hz	Service factor	: 1.15
Full load speed	: 3525 rpm	Design	: B
Voltage	: 208-230/460 V	Locked rotor torque	: 200 %
Rated current	: 38.5-34.8/17.4 A	Breakdown torque	: 300 %
Insulation class	: F		

Notes:
 Downloaded from <http://dealerselectric.com>
 Generated for Model #01536ET3ER254TC-S

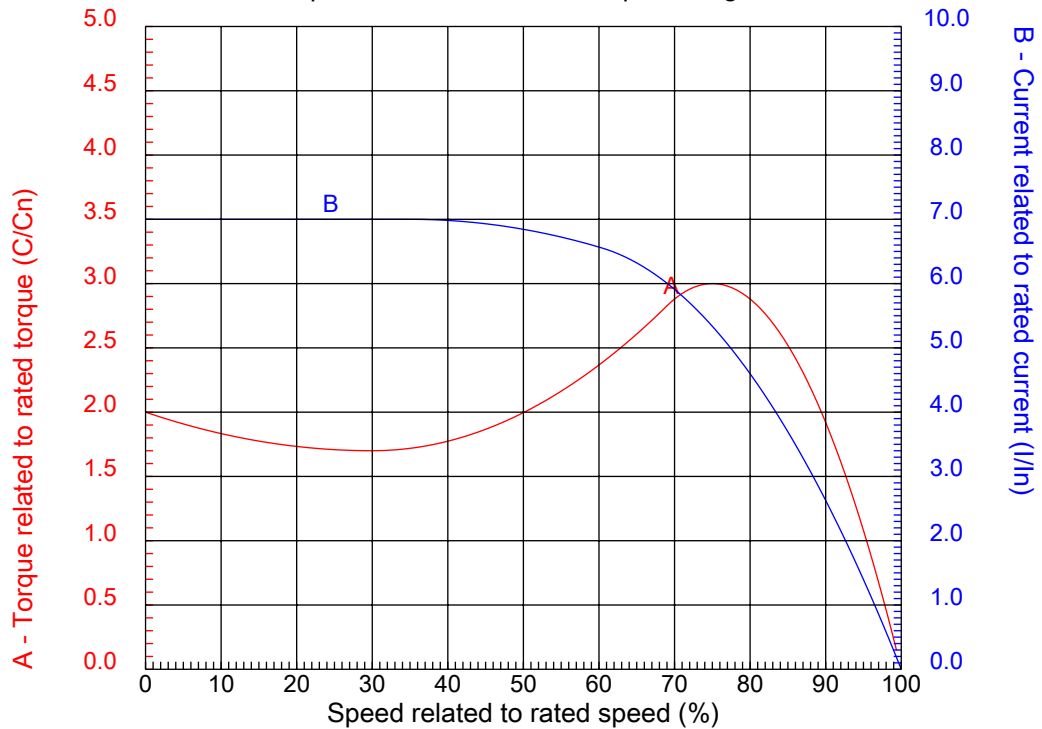
Performed by

Checked



CHARACTERISTIC CURVES RELATED TO SPEED

Three-phase induction motor - Squirrel cage rotor



Customer :
Product line : Three Phase: W01 (Rolled Steel) - TEFC - NEMA Premium Efficiency

Frame	: 254/6T	Locked rotor current (I _l /I _n)	: 7.0
Output	: 15 HP	Duty cycle	: S1
Frequency	: 60 Hz	Service factor	: 1.15
Full load speed	: 3525 rpm	Design	: B
Voltage	: 208-230/460 V	Locked rotor torque	: 200 %
Rated current	: 38.5-34.8/17.4 A	Breakdown torque	: 300 %
Insulation class	: F		

Notes:
Downloaded from <http://dealerselectric.com>
Generated for Model #01536ET3ER254TC-S

Performed by

Checked

1 2 3 4 5 6 7 8

A

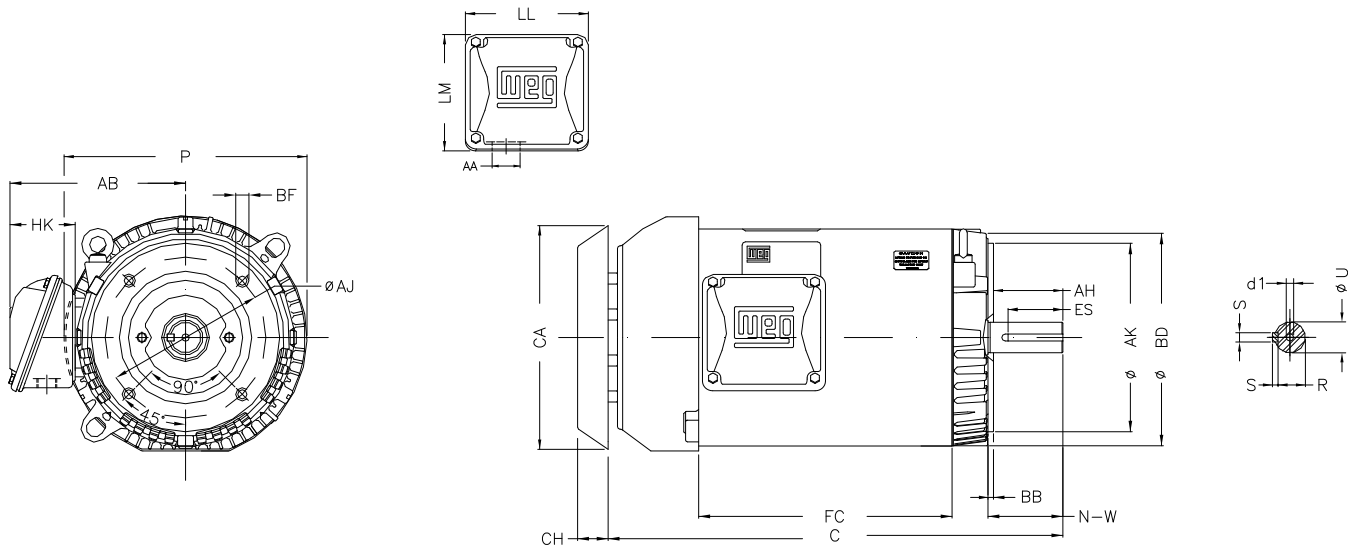
B

C

D

E

F



Notes: Downloaded from <http://dealerselectric.com>
Generated for Model #01536ET3ER254TC-S

Performed by:

Checked:

Customer:

Three Phase: W01 (Rolled Steel) - TEFC - NEMA Premium Efficiency

Three-phase induction motor
Frame 254/6T - IP55

23-SEP-2016



P	AB	HK	FC	C
13.180	9.448	3.645	12.992	22.559
N-W	ES	d1	S	U
4.000	2.756	A 4	0.375	1.625
AA	depth	R	LL	LM
1.732"	0.375	1.416	6.299	6.017
CH	Flange	AJ	AK	BD
1.929	FC-184	7.250	8.500	11.084
BF	BB	AH		
UNC 1/2"x13	0.250	3.750		

1 2 3 4 5 6 7 8

A
B
C
D
E
F

LOW VOLTAGE

HIGH VOLTAGE



CONNECTIONS FOR STARTING ONLY:

LOW VOLTAGE

HIGH VOLTAGE



Notes: Downloaded from <http://dealerselectric.com>
Generated for Model #01536ET3ER254TC-S

Performed by:

Checked:

Customer:

Three Phase: W01 (Rolled Steel) - TEFC - NEMA Premium Efficiency

Three-phase induction motor
Frame 254/6T - IP55

23-SEP-2016

