



Dealers Industrial Equipment

No.:

Date: 23-SEP-2016

Customer :

TECHNICAL PROPOSAL

Three-phase induction motor - Squirrel cage rotor

Product line : Close Coupled Pump: Three-Phase - W01 (Rolled Steel) "JP" Type - ODP -
NEMA Premium Efficiency
Catalog Number : 01518OT3H254JP-S
List Price : \$1,995

Notes:

Downloaded from <http://dealerselectric.com>
Generated for Model #01518OT3H254JP-S

Performed by:

Checked:



Dealers Industrial Equipment

No.:

Date: 23-SEP-2016

DATA SHEET

Three-phase induction motor - Squirrel cage rotor

Customer :
 Product line : Close Coupled Pump: Three-Phase - W01 (Rolled Steel) "JP" Type - ODP - NEMA Premium Efficiency

Frame : 254/6JP
 Output : 15 HP
 Frequency : 60 Hz
 Poles : 4
 Full load speed : 1775 rpm
 Slip : 1.39 %
 Voltage : 575 V
 Rated current : 14.9 A
 Locked rotor current : 100 A
 Locked rotor current (I_L/I_n) : 6.7
 No-load current : 7.60 A
 Full load torque : 43.8 lb.ft
 Locked rotor torque : 240 %
 Breakdown torque : 300 %
 Design : B
 Insulation class : F
 Temperature rise : 80 K
 Locked rotor time : 17 s (hot)
 Service factor : 1.15
 Duty cycle : S1
 Ambient temperature : -20°C - +40°C
 Altitude : 1000 m
 Degree of Protection : ODP
 Approximate weight : 175 lb
 Moment of inertia : 1.8196 sq.ft.lb
 Noise level : 64 dB(A)

	D.E.	N.D.E.	Load	Power factor	Efficiency (%)
Bearings	6309 Z-C3	6208 Z-C3	100%	0.80	93.0
Regreasing interval	20000 h	20000 h	75%	0.73	92.4
Grease amount	13 g	8 g	50%	0.62	91.7

Notes:
 Downloaded from <http://dealerselectric.com>
 Generated for Model #01518OT3H254JP-S

Performed by

Checked



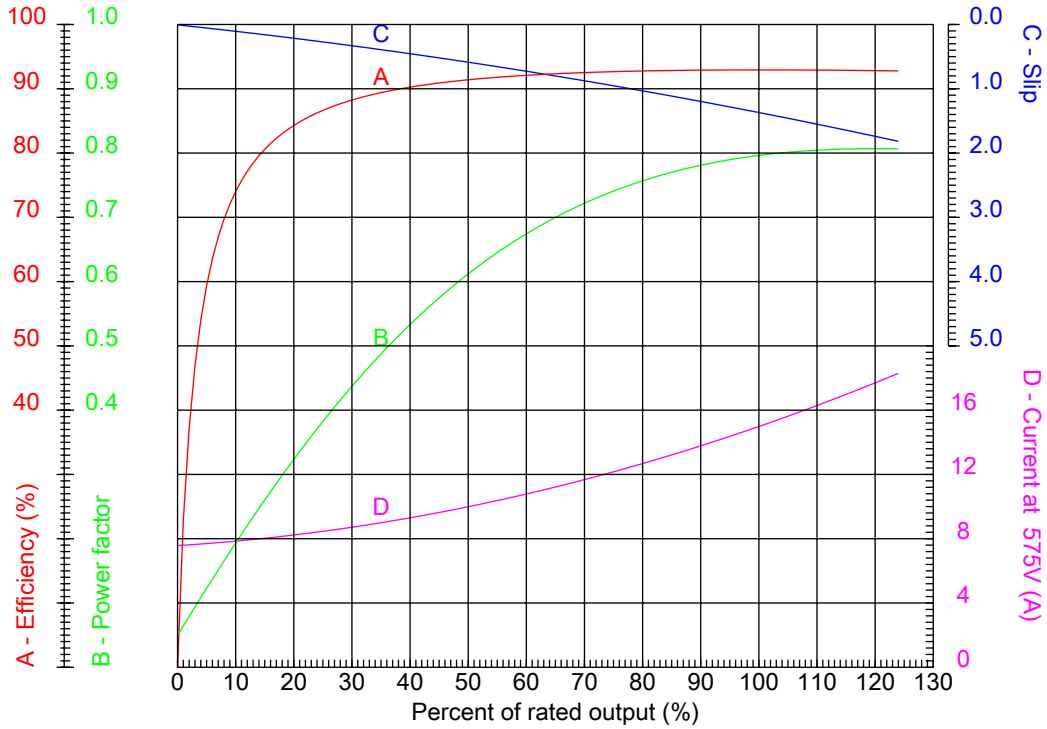
Dealers Industrial Equipment

No.:

Date: 23-SEP-2016

PERFORMANCE CURVES RELATED TO RATED OUTPUT

Three-phase induction motor - Squirrel cage rotor



Customer :
 Product line : Close Coupled Pump: Three-Phase - W01 (Rolled Steel) "JP" Type - ODP - NEMA Premium Efficiency

Frame	: 254/6JP	Locked rotor current (I _l /I _n)	: 6.7
Output	: 15 HP	Duty cycle	: S1
Frequency	: 60 Hz	Service factor	: 1.15
Full load speed	: 1775 rpm	Design	: B
Voltage	: 575 V	Locked rotor torque	: 240 %
Rated current	: 14.9 A	Breakdown torque	: 300 %
Insulation class	: F		

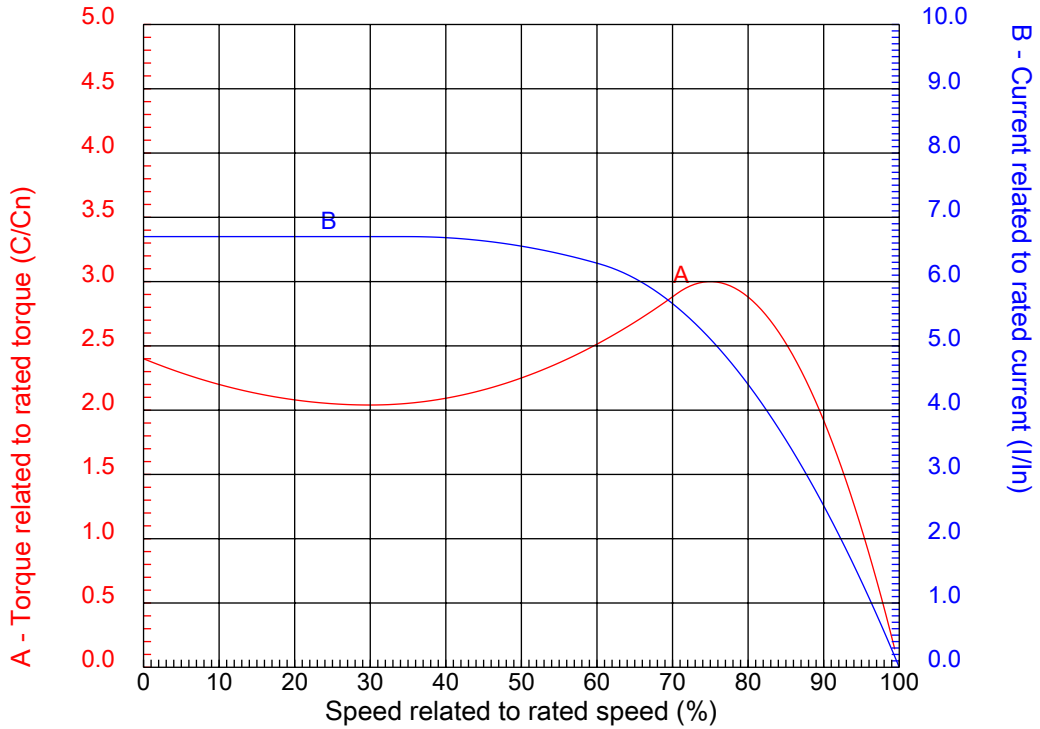
Notes:
 Downloaded from <http://dealerselectric.com>
 Generated for Model #01518OT3H254JP-S

Performed by	Checked
--------------	---------



CHARACTERISTIC CURVES RELATED TO SPEED

Three-phase induction motor - Squirrel cage rotor



Customer	:	
Product line	:	Close Coupled Pump: Three-Phase - W01 (Rolled Steel) "JP" Type - ODP - NEMA Premium Efficiency

Frame	:	254/6JP	Locked rotor current (I _l /I _n)	:	6.7
Output	:	15 HP	Duty cycle	:	S1
Frequency	:	60 Hz	Service factor	:	1.15
Full load speed	:	1775 rpm	Design	:	B
Voltage	:	575 V	Locked rotor torque	:	240 %
Rated current	:	14.9 A	Breakdown torque	:	300 %
Insulation class	:	F			

Notes:
 Downloaded from <http://dealerselectric.com>
 Generated for Model #01518OT3H254JP-S

Performed by

Checked

1 2 3 4 5 6 7 8

A

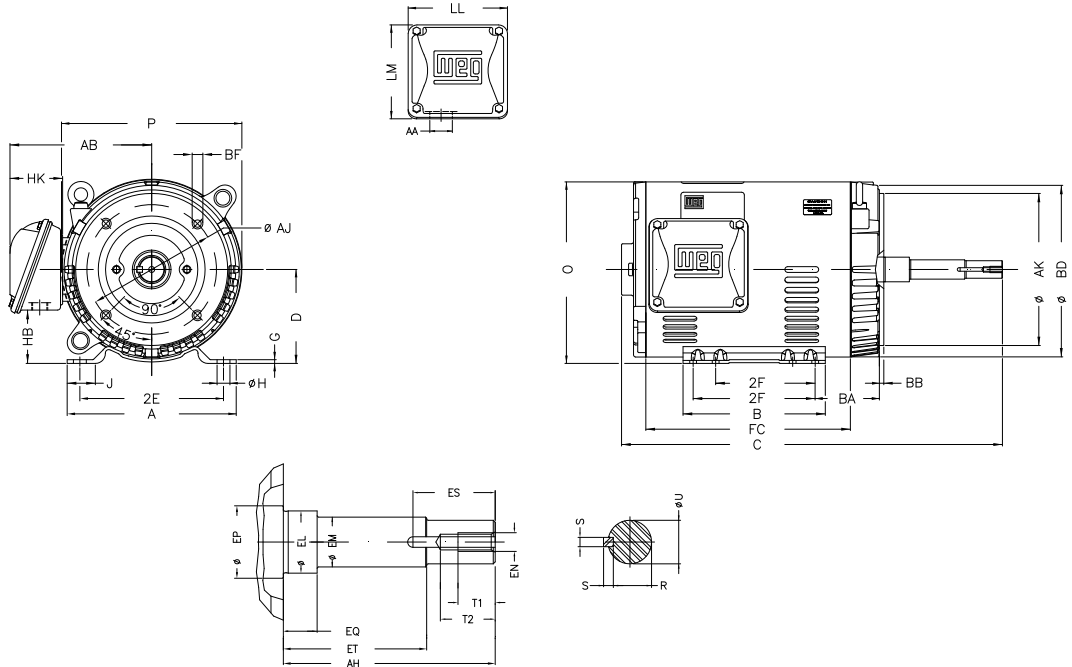
B

C

D

E

F



Notes: Downloaded from <http://dealerselectric.com>
Generated for Model #01518OT3H254JP-S

2E 10.000	J 1.693	A 11.417	P 11.558	AB 9.448
2F 8.252/10.000	B 11.417	BA 4.750	D 6.250	G 0.187
O 12.010	T 0.019	H 0.530	AA 1.732"	ER 8.130
EQ 2.382	ET 5.886	U 1.249	EM 1.375	EL 1.750
EP 1.769	ES 2.559	t1 1.024	t2 1.496	C 24.843
CH 1.929	FC 12.992	Flange FC-184	AJ 7.250	AK 8.500
BD 11.084	BF UNC 1/2"x13	BB 0.250	AH 8.130	

Performed by:


Checked:

Customer:

Close Coupled Pump: Three-Phase - W01 (Rolled Steel) "JP" Type - ODP -

Three-phase induction motor
Frame 254/6JP - ODP

23-SEP-2016



1 2 3 4 5 6 7 8

A
B
C
D
E
F

RUN



ONLY FOR START



Notes: Downloaded from http://dealerselectric.com Generated for Model #01518OT3H254JP-S		
Performed by:		
Checked:		
Customer:		
Close Coupled Pump: Three-Phase - W01 (Rolled Steel) "JP" Type - ODP -		
Three-phase induction motor Frame 254/6JP - IP21	23-SEP-2016	